

MORE FROM WOOD.



Egger Decorative Collection

Availability guide

Planning and implementing information

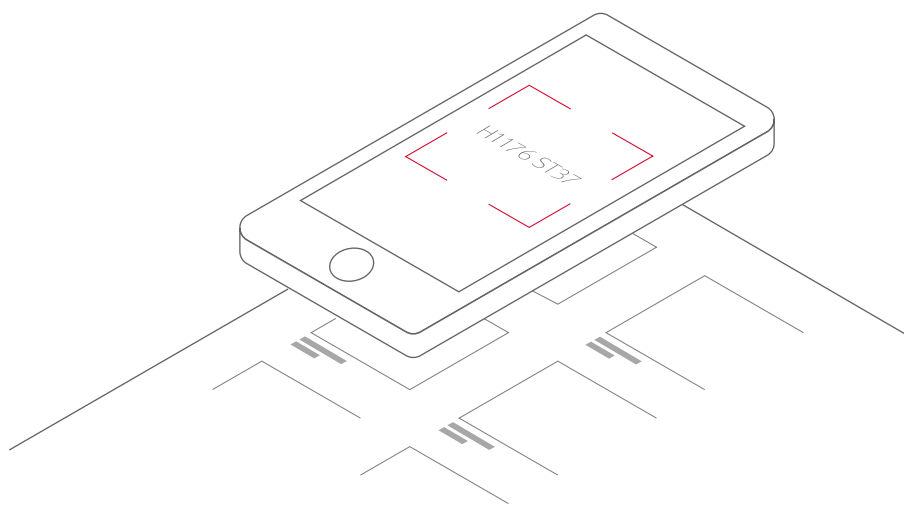


EGGER Decorative Collection 2020–22

Decor and product combinations for all your needs

The EGGER Decorative Collection offers multiple product combinations for many different applications. There is no need to compromise when it comes to high quality surfaces, decors and textures as the collections offers the complete solution.

Get ready for an
enhanced experience



1.

Launch the EGGER
Decorative Collection
App on your
smartphone.

2.

Use the scanning
function to capture
the decor code

3.

Get access to:











- Stock availability
- 3D visualiser
- Sample shop
- Decor combinations



Matching decors and materials

All decors are available in matching boards, laminates and edging.
Information regarding product availability can be found in this brochure or
you can use the EGGER Decorative Collection app.

Contents

06	Availability guide white decors
06	Availability guide uni colours, wood & material reproductions
28	NCS/RAL/Pantone colour values uni colours
30	Coreboards
32	 Eurodekor Melamine Faced Boards
34	 Laminates
36	 Edging
40	 PerfectSense Lacquered Boards
42	 Worktops
44	 Splashback Panels
46	 Compact Laminates
48	 Eurolight Lightweight Boards
49	 Laminate Bonded Boards
51	 OSB Combiline

Wood-based materials contribute to climate protection ...

... and you can now get an idea of how exactly they do it.

Product structure



-13.3 kg CO₂/m²



27% recycled material
32% by-products from the sawmill industry
41% fresh resources



85% material from renewable resources
15% material from fossil resources

Carbon footprint*

The CO₂ footprint can be used to measure *the size of the impact a product has on the climate*. For coated chipboard it is small, even below zero. Why? During its growth, the wood has absorbed more CO₂ than is emitted during transport and production processes.

Contribution to the recycling economy**

In order to conserve natural resources, we need to make the best use of existing materials. This indicator shows how well this can be done in practice. The coated chipboard *is made up of more than 50% recycled material or recycled by-products from other industries*.

Contribution to the bioeconomy**

Resources need different amounts of time to regenerate. Trees grows in a few decades, while fossil fuels need millions of years to form. Within this indicator, the product components are compared with: How much Material was *obtained from renewable raw materials* and, how much from fossil fuels?

Full transparency from us and no paperwork for you

Save time and effort on publicly tendered or sustainably certified projects when it comes to submitting the right documents. Information on environmental and health aspects is already available – thanks to “fully declared” EGGER products.



Find out more at www.egger.com/environment

*) externally verified calculation according to EN 15804, see EPD

***) unverified calculation according to own method, percentage by weight

Our environmental cycle

Wood-based materials production and further processing

To continually improve our environmental performance in the production process, we are opting for internationally certified energy and environmental management systems in accordance with ISO 50001, ISO 14001 and EMAS.

Sawmill

800,000 cubic metres of spruce and pine logs from sustainable forests are felled every year at our sawmill in Brilon. Sawmill co-products are directly processed further in the wood-based materials production.

Sustainable forestry

We act responsibly with regard to forests and the environment and are certified according to PEFC™ and FSC®, depending on the availability of the wood. In line with the EU Timber Regulation, EUTR, we only buy timber from verified suppliers.

Consumer / Product EPDs

We provide full transparency with Environmental Product Declarations (EPDs). They provide professionals with important information on environmental and health aspects, and are also available to interested end-users.

Recycling

Recycled wood, consisting of waste wood from disposed goods and those not fit for sale, is prepared and used for chipboard production.



Renewable energy

We turn biogenic fuels, which can no longer be used, into heat and green electricity in our own biomass power plants.



Das Zeichen für verantwortungsvolle Waldwirtschaft



Förderung nachhaltiger Waldwirtschaft
www.pefc.at

			Thicknesses (mm)		Format (mm)		Product / Type / Variants							
			18	8/10/12/16/19/22/25/28/32/38	2,800 x 2,070	2,800 x 2,070	Eurodekor Chipboard E1 P2	Eurodekor Plus multi-layer construction	Eurodekor MDF MB CE	Laminate	Laminates with coloured core	Laminates XL	Laminates PerfectSense Topmatt	Door size laminates
	GFE	-	Painting Grade	○	○									
	1110	MA	Painting Grade	○	○									
	W908	SM	Basic White	●	○	○	○	○	○	○	○	○	○	○
	W908	ST2	Basic White	●	○	○	○	○	○	○	○	○	○	○
	W911	SM	Cream White	○	○	○	○	○	○	○	○	○	○	○
	W911	ST2	Cream White	○	○	○	○	○	○	○	○	○	○	○
	W911	ST15	Cream White	○	○	○	○	○	○	○	○	○	○	○
	W980	SM	Platinum White	●	○	○	○	○	○	○	○	○	○	○
	W980	ST2	Platinum White	●	○	○	○	○	○	○	○	○	○	○
	W980	ST15	Platinum White	○	○	○	○	○	○	○	○	○	○	○
	W1000	ST9	Premium White	●	○	○	○	○	○	○	○	○	○	○
	W1000	ST19	Premium White	●	○	○	○	○	○	○	○	○	○	○
	W1000	ST38	Premium White	●	○	○	○	○	○	○	○	○	○	○
	W1000	ST76	Premium White											
	W1000	HG	Premium White											
	W1000	PG	Premium White											
	W1000	PM	Premium White											
	W1000	PT	Premium White											
	W1001	ST9	Solid Premium White											
	W1001	HG	Solid Premium White											
	W1100	ST9	Alpine White	●	○	○	○	○	○	○	○	○	○	○
	W1100	HG	Alpine White											
	W1100	PG	Alpine White											
	W1100	PM	Alpine White											
	W1100	PT	Alpine White											
	W1101	ST9	Solid Alpine White											
	W1101	ST76	Solid Alpine White											
	W1200	ST9	Porcelain White	○	○	○	○	○	○	○	○	○	○	○
	W1300	ST9	Glacier White	○	○	○	○	○	○	○	○	○	○	○
	U104	ST9	Alabaster White	●	○	○	○	○	○	○	○	○	○	○
	U107	ST9	Velvet Yellow	○	○	○	○	○	○	○	○	○	○	○
	U108	ST9	Vanilla Yellow	●	○	○	○	○	○	○	○	○	○	○
	U113	ST9	Cotton Beige	●	○	○	○	○	○	○	○	○	○	○
	U114	ST9	Brilliant Yellow	●	○	○	○	○	○	○	○	○	○	○
	U131	ST9	Citrus Yellow	●	○	○	○	○	○	○	○	○	○	○
	U140	ST9	Saffron Yellow	○	○	○	○	○	○	○	○	○	○	○
	U146	ST9	Maize Yellow	○	○	○	○	○	○	○	○	○	○	○
	U156	ST9	Sand Beige	●	○	○	○	○	○	○	○	○	○	○
	U163	ST9	Curry Yellow	○	○	○	○	○	○	○	○	○	○	○
	U200	ST9	Beige	●	○	○	○	○	○	○	○	○	○	○

Product	Width	Length	Weight	Material	Core	Decor	Edge	Bottom	Top	Side		
ABS worktop edging	23	1.5 (roll: 25 m)	43	PM	•	•	•	•	•	•		
	43											
ABS edging Eurolight	54	2.0 (roll: 75 m)		PM			▶			▶		
ABS accent edging	23	1.3 (roll: 75 m)		PM								
PMMA accent edging	23	1.0 (roll: 75 m)	100	PG	•	▶						
				PG	▶	▶						
				PG	▶	▶						
ABS PerfectSense edging	43	0.8 (roll: 75 m)	23	PG		▶						
	43			PG		▶						
	100			PG		▶						
	23			PM								
ABS end-grain edging	43	0.8 (roll: 25 m)	43	PM								
	43			PM								
	100			PM								
	23			PM								
PerfectSense Gloss & Matt	2,800 x 2,070	18		•		○						
	4,100 x 600	38		•								
	4,100 x 920 on both sides		•									
	4,100 x 1,200		○									
Postforming worktops	4,100 x 600	38										
	4,100 x 920 on both sides											
	4,100 x 1,200											
	4,100 x 600											
Feelwood worktops with edging	4,100 x 600	38										
	4,100 x 920 on both sides											
	4,100 x 1,200											
	4,100 x 600											
PerfectSense Topmatt worktops with edging	4,100 x 600	16		•								
	4,100 x 920 on both sides		•									
	4,100 x 1,200		○									
	4,100 x 600											
Compact laminate worktops	4,100 x 650 on four sides	12										
	4,100 x 920 on four sides											
Splashback panels	4,100 x 640 different decors on both sides	8		•								
Wall profiles	4,100 x 25	25		•								
Compact laminates black core	2,790 x 2,060	8/13				▶	○	○	○	○		
		6/10				▶	○	○	○	○		
		3/4/5/12					○	○	○	○	○	
		6/8/10/13										
Eurolight decor	2,800 x 2,070	38/50				○	○	○	○	○		
OSB Combiline	2,800 x 2,070	19/22/25				○	○	○	○	○		

				Product / Type / Variants				Format (mm)				Thicknesses (mm)									
				Eurodekor Chipboard E1 P2	Eurodekor Plus multi-layer construction	Eurodekor MDF MB CE	Laminate	Laminates with coloured core	Laminates XL	Laminates PerfectSense Topmatt	Door size laminates	ABS edging									
				2,800 x 2,070	2,800 x 2,070	2,800 x 2,070, both-sided MDF E1 TSCA MB CE	2,800 x 2,070, single-sided MDF E1 E05 TSCA MB CE	2,800 x 1,310	from a length of 2,000 – 5,610 x 1,310	2,800 x 1,310	2,790 x 2,060	2,800 x 1,310	2,150 x 950 / 1,020								
				18	18	16 / 18 / 19 / 22	16 / 18 / 19	0.8	0.6	0.8			0.4 (roll: 200 m)	0.8 (roll: 75 m)	2.0 (roll: 75 m)	0.8 (roll: 75 m)	2.0 (roll: 75 m)	0.8 (roll: 75 m)	2.0 (roll: 75 m)	0.8 (roll: 75 m)	2.0 (roll: 75 m)
U201	ST9	Pebble Grey	●	○	○	○	○	●					▶	●	●	●	▶	●	●	●	▶
U201	ST19	Pebble Grey	●	○	○	○	○	●						●	●	●	▶	●	●	●	▶
U216	ST9	Came Beige	●	○	○	○	○	●					▶	●	●	●	▶	●	●	●	▶
U222	ST9	Crema Beige	●	○	○	○	○	●						●	●	●	▶	●	●	●	▶
U232	ST9	Apricot Nude	○	○	○	○	○	●						▶	▶	▶	▶	▶	▶	▶	▶
U311	ST9	Burgundy Red	●	○	○	○	○	●					▶	●	●	●	▶	●	●	●	▶
U313	ST9	Rose White	○	○	○	○	○	●						▶	▶	▶	▶	▶	▶	▶	▶
U321	ST9	China Red	●	○	○	○	○	●					▶	●	●	●	▶	●	●	●	▶
U323	ST9	Chilli Red	●	○	○	○	○	●					▶	●	●	●	▶	●	●	●	▶
U323	HG	Chilli Red						●													
U323	PG	Chilli Red						●													
U325	ST9	Antique Rose	●	○	○	○	○	●						●	●	●	▶	●	●	●	▶
U328	ST9	Lipstick Red	○	○	○	○	○	●						▶	▶	▶	▶	▶	▶	▶	▶
U330	ST9	Aubergine Purple	○	○	○	○	○	●					▶	▶	▶	▶	▶	▶	▶	▶	▶
U332	ST9	Orange	●	○	○	○	○	●						●	●	●	▶	●	●	●	▶
U337	ST9	Fuchsia Pink	●	○	○	○	○	●						●	●	●	▶	●	●	●	▶
U340	ST9	Sorbet Orange	○	○	○	○	○	●						▶	▶	▶	▶	▶	▶	▶	▶
U350	ST9	Siena Orange	○	○	○	○	○	●						▶	▶	▶	▶	▶	▶	▶	▶
U363	ST9	Flamingo Pink	●	○	○	○	○	●						●	●	●	▶	●	●	●	▶
U390	ST9	Indian Red	○	○	○	○	○	●						▶	▶	▶	▶	▶	▶	▶	▶
U399	ST9	Garnet Red	○	○	○	○	○	●						▶	▶	▶	▶	▶	▶	▶	▶
U400	ST9	Powder Violet	○	○	○	○	○	●						▶	▶	▶	▶	▶	▶	▶	▶
U404	ST9	Crocus Pink	○	○	○	○	○	●						▶	▶	▶	▶	▶	▶	▶	▶
U414	ST9	Dark Violet	○	○	○	○	○	●						▶	▶	▶	▶	▶	▶	▶	▶
U420	ST9	Purple	○	○	○	○	○	●						▶	▶	▶	▶	▶	▶	▶	▶
U430	ST9	Violet	○	○	○	○	○	●						▶	▶	▶	▶	▶	▶	▶	▶
U500	ST9	Glacier Blue	○	○	○	○	○	●						▶	▶	▶	▶	▶	▶	▶	▶
U504	ST9	Tyrolean Blue	●	○	○	○	○	●						●	●	●	▶	●	●	●	▶
U507	ST9	Smoke Blue	○	○	○	○	○	●						▶	▶	▶	▶	▶	▶	▶	▶
U515	ST9	French Blue	○	○	○	○	○	●						▶	▶	▶	▶	▶	▶	▶	▶
U522	ST9	Horizon Blue	●	○	○	○	○	●					▶	●	●	●	▶	●	●	●	▶
U525	ST9	Delft Blue	●	○	○	○	○	●					▶	●	●	●	▶	●	●	●	▶
U533	ST9	Polar Blue	○	○	○	○	○	●						▶	▶	▶	▶	▶	▶	▶	▶
U540	ST9	Denim Blue	○	○	○	○	○	●						▶	▶	▶	▶	▶	▶	▶	▶
U560	ST9	Deep Sea Blue	○	○	○	○	○	●						▶	▶	▶	▶	▶	▶	▶	▶
U570	ST9	Midnight Blue	○	○	○	○	○	●						▶	▶	▶	▶	▶	▶	▶	▶
U599	ST9	Indigo Blue	○	○	○	○	○	●					▶	▶	▶	▶	▶	▶	▶	▶	▶
U599	PM	Indigo Blue																			
U599	PT	Indigo Blue												●							
U600	ST9	May Green	●	○	○	○	○	●						●	●	●	▶	●	●	●	▶

- EGGER stock with immediate availability
- ▶ EGGER stock with short delivery time
- Available with production time

I only for vertical applications
Q = End-grain edging
 All dimensions in mm
 roll = roll length (edging)

- EGGER stock with immediate availability
- ▶ EGGER stock with short delivery time
- Available with production time

I only for vertical applications
Q = End-grain edging
 All dimensions in mm
 roll = roll length (edging)

			Thicknesses (mm)		Format (mm)		Product / Type / Variants												
			18	8/10/12/16/19/22/25/28/32/38	2,800 x 2,070	2,800 x 2,070	Eurodekor Chipboard E1 P2	Eurodekor Plus multi-layer construction	Eurodekor MDF MB CE	Laminate	Laminates with coloured core	Laminates XL	Laminates PerfectSense Topmatt	Door size laminates	ABS edging				
U606	ST9	Forest Green	○	○	○	○	●												
U608	ST9	Pistachio Green	○	○	○	○	●												
U617	ST9	Wasabi Green	○	○	○	○	●												
U626	ST9	Kiwi Green	●	○	○	○	●												
U630	ST9	Lime Green	●	○	○	○	●												
U633	ST9	Turquoise Blue	○	○	○	○	●												
U636	ST9	Fjord Green	○	○	○	○	●												
U646	ST9	Niagara Green	○	○	○	○	●												
U650	ST9	Fern Green	○	○	○	○	●												
U655	ST9	Emerald Green	○	○	○	○	●												
U660	ST9	Amazon Green	○	○	○	○	●												
U702	ST9	Cashmere Grey	●	○	○	○	●												
U702	ST89	Cashmere Grey					●												
U702	HG	Cashmere Grey					●												
U702	PG	Cashmere Grey																	
U702	PM	Cashmere Grey																	
U702	PT	Cashmere Grey																	
U7021	ST9	Solid Cashmere Grey																	
U705	ST9	Angora Grey	○	○	○	○	●												
U707	ST9	Silk Grey	●	○	○	○	●												
U708	ST9	Light Grey	●	○	○	○	●												
U708	HG	Light Grey					●												
U708	PG	Light Grey																	
U708	PM	Light Grey																	
U708	PT	Light Grey																	
U7081	ST9	Solid Light Grey																	
U7081	ST76	Solid Light Grey																	
U717	ST9	Dakar Grey	○	○	○	○	●												
U727	ST9	Stone Grey	●	○	○	○	●												
U727	HG	Stone Grey					●												
U727	PG	Stone Grey																	
U727	PM	Stone Grey																	
U727	PT	Stone Grey																	
U732	ST9	Dust Grey	●	○	○	○	●												
U732	HG	Dust Grey					●												
U732	PG	Dust Grey																	
U732	PM	Dust Grey																	
U732	PT	Dust Grey																	
U740	ST9	Dark Taupe	○	○	○	○	●												
U741	ST9	Lava Grey	●	○	○	○	●												

- EGGER stock with immediate availability
- ▶ EGGER stock with short delivery time
- Available with production time

I only for vertical applications
Q = End-grain edging
 All dimensions in mm
 roll = roll length (edging)

			Product / Type / Variants			Format (mm)			Thicknesses (mm)									
			Eurodekor Chipboard E1 P2	Eurodekor Plus multi-layer construction	Eurodekor MDF MB CE	Laminate	Laminates with coloured core	Laminates XL	Laminates PerfectSense Topmatt	Door size laminates	ABS edging							
			2,800 x 2,070	2,800 x 2,070	2,800 x 2,070, bothsided MDF E1 TSCA MB CE	2,800 x 1,310	from a length of 2,000 – 5,610 x 1,310	2,800 x 1,310	2,790 x 2,060	2,800 x 1,310	2,150 x 950 / 1,020	23	28	43	100			
			18	18	16 / 18 / 19 / 22	0.8	0.6	0.8	0.8	0.4 (roll: 200 m)	0.8 (roll: 75 m)	2.0 (roll: 75 m)	0.8 (roll: 75 m)	2.0 (roll: 75 m)	0.8 (roll: 75 m)	2.0 (roll: 75 m)	0.8 (roll: 75 m)	2.0 (roll: 75 m)
U748	ST9	Truffle Brown	●	○	○	○	●				●	●	●	▶	●	●	●	▶
U750	ST9	Taupe Grey	●	○	○	○	●			▶	●	●	●	▶	●	●	●	▶
U763	ST9	Pearl Grey	●	○	○	○	●			▶	●	●	●	▶	●	●	●	▶
U763	ST76	Pearl Grey						▶										
U767	ST9	Cubanit Grey	●	○	○	○	●				▶	●	●	●	▶	●	●	▶
U775	ST9	White Grey	●	○	○	○	●				▶	●	●	●	▶	●	●	▶
U780	ST9	Monument Grey	●	○	○	○	●				▶	●	●	●	▶	●	●	▶
U788	ST9	Arctic Grey	●	○	○	○	●				▶	●	●	●	▶	●	●	▶
U807	ST9	Nougat Brown	○	○	○	○	●				▶	▶	▶	▶	▶	▶	▶	▶
U818	ST9	Dark Brown	●	○	○	○	●				▶	●	●	●	▶	●	●	▶
U830	ST9	Caramel Nude	●	○	○	○	●				▶	●	●	●	▶	●	●	▶
U899	ST9	Soft Black	●	○	○	○	●				▶	●	●	●	▶	●	●	▶
U8991	ST9	Solid Soft Black						●										
U960	ST9	Onyx Grey	●	○	○	○	●		●		▶	●	●	●	▶	●	●	▶
U961	ST2	Graphite Grey	●	○	○	○	●			▶	●	●	●	▶	●	●	●	▶
U961	ST19	Graphite Grey	●	○	○	○	●				▶	●	●	●	▶	●	●	▶
U961	HG	Graphite Grey					●											
U961	PG	Graphite Grey																
U961	PM	Graphite Grey																
U961	PT	Graphite Grey							●	▶								
U963	ST9	Diamond Grey	●	○	○	○	●			▶	●	●	●	▶	●	●	●	▶
U9631	ST9	Solid Diamond Grey						●										
U968	ST9	Carbon Grey	●	○	○	○	●				▶	●	●	●	▶	●	●	▶
U989	ST9	Black Brown	○	○	○	○	●				▶	▶	▶	▶	▶	▶	▶	▶
U998	ST38	Shadow Black	●	○	○	○	●			▶	●	●	●	▶	●	●	●	▶
U999	ST2	Black	●	○	○	○	●				▶	●	●	●	▶	●	●	▶
U999	ST12	Black	○	○	○	○	●				▶	▶	▶	▶	▶	▶	▶	▶
U999	ST19	Black	●	○	○	○	●				▶	●	●	●	▶	●	●	▶
U999	ST76	Black						▶										
U999	ST89	Black					●	▶										
U999	HG	Black					●											
U999	PG	Black																
U999	PM	Black																
U999	PT	Black							●	▶								
H050	ST9	Natural Woodblocks					●	▶										
H110	ST9	Sealand Pine					●	▶										
H192	ST10	Ornamentic Wood					●											
H193	ST12	Oak Butcherblock					●	▶										
H194	ST12	Walnut Butcherblock					●	▶										
H195	ST10	Castle Oak					●	▶										

- EGGER stock with immediate availability
- ▶ EGGER stock with short delivery time
- Available with production time

I only for vertical applications
Q = End-grain edging
 All dimensions in mm
 roll = roll length (edging)

				Thicknesses (mm)		Format (mm)		Product / Type / Variants													
				18	8/10/12/16/19/22/25/28/32/38	18	2,800 x 2,070	2,800 x 2,070	Eurodekor Chipboard E1 P2												Eurodekor Plus multi-layer construction
	H197	ST10	Natural Vintage Wood																		
	H198	ST10	Grey Vintage Wood																		
	H1113	ST10	Brown Kansas Oak	●	○	○	○														
	H1115	ST9	Grey-Beige Bamenda																		
	H1115	ST12	Grey-Beige Bamenda	●	○	○	○														
	H1122	ST22	Whitewood	●	○	○	○														
	H1123	ST22	Graphitewood	●	○	○	○														
	H1137	ST12	Black-Brown Sorano Oak	●	○	○	○														
	H1145	ST10	Natural Bardolino Oak	●	○	○	○														
	H1146	ST10	Grey Bardolino Oak	●	○	○	○														
	H1150	ST10	Grey Arizona Oak	○	○	○	○														
	H1151	ST10	Brown Arizona Oak	●	○	○	○														
	H1176	ST37	White Halifax Oak	●	○		○														
	H1180	ST37	Natural Halifax Oak	●	○		○														
	H1181	ST37	Tobacco Halifax Oak	●	○		○														
	H1199	ST12	Black-Brown Thermo Oak	●	○	○	○														
	H1210	ST33	Grey-Beige Tossini Elm	○	○		○														
	H1212	ST33	Brown Tossini Elm	○	○		○														
	H1250	ST36	Navarra Ash	●	○	○	○														
	H1250	ST22	Navarra Ash																		
	H1251	ST19	Natural Brown Branson Robinia	●	○	○	○														
	H1251	ST22	Natural Brown Branson Robinia																		
	H1252	ST19	Grey Beige Branson Robinia	○	○	○	○														
	H1252	ST22	Grey Beige Branson Robinia																		
	H1253	ST19	Truffle Brown Branson Robinia	●	○	○	○														
	H1277	ST9	Light Lakeland Acacia	●	○	○	○														
	H1298	ST22	Sand Lyon Ash	○	○	○	○														
	H1312	ST10	Sand Beige Whiteriver Oak	●	○	○	○														
	H1313	ST10	Grey Brown Whiteriver Oak	●	○	○	○														
	H1318	ST10	Natural Wild Oak	●	○	○	○														
	H1330	ST10	Vintage Santa Fe Oak	●	○	○	○														
	H1331	ST10	Grey Santa Fe Oak	○	○	○	○														
	H1334	ST9	Light Sorano Oak	●	○	○	○														
	H1336	ST37	Sand Grey Glazed Halifax Oak	○	○		○														
	H1344	ST32	Cognac Brown Sherman Oak	●	○		○														
	H1345	ST32	Grey Sherman Oak	●	○		○														
	H1346	ST32	Anthracite Sherman Oak	●	○		○														
	H1377	ST22	Sand Orleans Oak																		
	H1377	ST36	Sand Orleans Oak	○	○	○	○														
	H1379	ST22	Brown Orleans Oak																		

Image	Code	ST	Name	Thicknesses (mm)		Format (mm)		Product / Type / Variants		Availability							
				18	8/10/12/16/19/22/25/28/32/38	2,800 x 2,070	2,800 x 2,070	Eurodekor Chipboard E1 P2	Eurodekor Plus multi-layer construction		Eurodekor MDF MB CE	Laminate	Laminates with coloured core	Laminates XL	Laminates PerfectSense Topmatt	Door size laminates	ABS edging
	H1379	ST36	Brown Orleans Oak	○	○	○	○	●	○	○	○	○	○	○	○	○	○
	H1387	ST10	Graphite Denver Oak	●	○	○	○	●	○	○	○	○	○	○	○	○	○
	H1399	ST10	Truffle Brown Denver Oak	●	○	○	○	●	○	○	○	○	○	○	○	○	○
	H1400	ST22	Attic Wood	○	○	○	○	○	○	○	○	○	○	○	○	○	○
	H1401	ST36	Attic Wood	○	○	○	○	○	○	○	○	○	○	○	○	○	○
	H1401	ST22	Cascina Pine	●	○	○	○	●	○	○	○	○	○	○	○	○	○
	H1424	ST22	Fineline Cream	●	○	○	○	●	○	○	○	○	○	○	○	○	○
	H1486	ST22	Pasadena Pine	○	○	○	○	○	○	○	○	○	○	○	○	○	○
	H1486	ST36	Pasadena Pine	●	○	○	○	●	○	○	○	○	○	○	○	○	○
	H1487	ST22	Bramberg Pine	●	○	○	○	●	○	○	○	○	○	○	○	○	○
	H1511	ST15	Bavarian Beech	●	○	○	○	●	○	○	○	○	○	○	○	○	○
	H1582	ST15	Ellmau Beech	●	○	○	○	●	○	○	○	○	○	○	○	○	○
	H1615	ST9	Verona Cherry	●	○	○	○	●	○	○	○	○	○	○	○	○	○
	H1636	ST9	Locarno Cherry	○	○	○	○	○	○	○	○	○	○	○	○	○	○
	H1636	ST12	Locarno Cherry	●	○	○	○	●	○	○	○	○	○	○	○	○	○
	H1701	ST33	White Tossini Elm	○	○	○	○	○	○	○	○	○	○	○	○	○	○
	H1702	ST33	Dark Brown Tossini Elm	○	○	○	○	○	○	○	○	○	○	○	○	○	○
	H1710	ST10	Sand Kentucky Chestnut	●	○	○	○	●	○	○	○	○	○	○	○	○	○
	H1714	ST10	Lincoln Walnut	○	○	○	○	○	○	○	○	○	○	○	○	○	○
	H1714	ST19	Lincoln Walnut	●	○	○	○	●	○	○	○	○	○	○	○	○	○
	H1733	ST9	Mainau Birch	●	○	○	○	●	○	○	○	○	○	○	○	○	○
	H2031	ST10	Black Halford Oak	○	○	○	○	○	○	○	○	○	○	○	○	○	○
	H2032	ST10	Light Hunton Oak	○	○	○	○	○	○	○	○	○	○	○	○	○	○
	H2033	ST10	Dark Hunton Oak	●	○	○	○	●	○	○	○	○	○	○	○	○	○
	H3012	ST22	Coco Bolo	●	○	○	○	●	○	○	○	○	○	○	○	○	○
	H3058	ST22	Mali Wenge	●	○	○	○	●	○	○	○	○	○	○	○	○	○
	H3090	ST22	Shorewood	●	○	○	○	●	○	○	○	○	○	○	○	○	○
	H3131	ST9	Natural Davos Oak	○	○	○	○	○	○	○	○	○	○	○	○	○	○
	H3131	ST12	Natural Davos Oak	●	○	○	○	●	○	○	○	○	○	○	○	○	○
	H3133	ST9	Truffle Brown Davos Oak	○	○	○	○	○	○	○	○	○	○	○	○	○	○
	H3133	ST12	Truffle Brown Davos Oak	●	○	○	○	●	○	○	○	○	○	○	○	○	○
	H3146	ST19	Beige Grey Lorenzo Oak	●	○	○	○	●	○	○	○	○	○	○	○	○	○
	H3146	ST22	Beige Grey Lorenzo Oak	○	○	○	○	○	○	○	○	○	○	○	○	○	○
	H3154	ST22	Dark Brown Charleston Oak	○	○	○	○	○	○	○	○	○	○	○	○	○	○
	H3154	ST36	Dark Brown Charleston Oak	●	○	○	○	●	○	○	○	○	○	○	○	○	○
	H3156	ST9	Grey Corbridge Oak	○	○	○	○	○	○	○	○	○	○	○	○	○	○
	H3156	ST12	Grey Corbridge Oak	●	○	○	○	●	○	○	○	○	○	○	○	○	○
	H3157	ST9	Vicenza Oak	○	○	○	○	○	○	○	○	○	○	○	○	○	○
	H3157	ST12	Vicenza Oak	●	○	○	○	●	○	○	○	○	○	○	○	○	○
	H3158	ST19	Grey Vicenza Oak	○	○	○	○	○	○	○	○	○	○	○	○	○	○

				Product / Type / Variants				Format (mm)				Thicknesses (mm)													
				<ul style="list-style-type: none"> ● EGGER stock with immediate availability ▶ EGGER stock with short delivery time ○ Available with production time 				<ul style="list-style-type: none"> I only for vertical applications Q = End-grain edging All dimensions in mm roll = roll length (edging) 																	
				Eurodekor Chipboard E1 P2	Eurodekor Plus multi-layer construction	Eurodekor MDF MB CE	Laminate	Laminates with coloured core	Laminates XL	Laminates PerfectSense Topmatt	Door size laminates	ABS edging													
				2,800 x 2,070	2,800 x 2,070	2,800 x 2,070, bothsided MDF E1 TSCA MB CE	2,800 x 2,070, single sided MDF E1 E05 TSCA MB CE	2,800 x 1,310	from a length of 2,000 – 5,610 x 1,310	2,800 x 1,310	2,790 x 2,060	2,800 x 1,310	2,150 x 950 / 1,020												
				18	18	16 / 18 / 19 / 22	16 / 18 / 19	0.8	0.6	0.8		0.4 (roll: 200 m)	0.8 (roll: 75 m)	2.0 (roll: 75 m)	0.8 (roll: 75 m)	2.0 (roll: 75 m)	0.8 (roll: 75 m)	2.0 (roll: 75 m)	0.8 (roll: 75 m)	2.0 (roll: 75 m)	0.8 (roll: 75 m)	2.0 (roll: 75 m)			
	H3158	ST22	Grey Vicenza Oak																						
	H3170	ST9	Natural Kendal Oak																						
	H3170	ST12	Natural Kendal Oak	●	○	○	○	●				▶	●	●	●	▶	●	●	●	●	●	●	▶	●	▶
	H3171	ST9	Oiled Kendal Oak																						
	H3171	ST12	Oiled Kendal Oak	○	○	○	○	●				▶	▶	▶	▶	▶	▶	▶	▶	▶	▶	▶	▶	▶	▶
	H3176	ST37	Pewter Halifax Oak	●	○		○				▶		●	●	●	▶	●	●	●	●	●	●	▶	●	▶
	H3178	ST37	Black Glazed Halifax Oak	●	○		○				▶		●	●	●	▶	●	●	●	●	●	●	▶	●	▶
	H3190	ST19	Anthracite Finition Metallic	●	○	○	○	●				▶	●	●	●	▶	●	●	●	●	●	●	▶	●	▶
	H3192	ST19	Brown Finition Metallic	●	○	○	○	●				▶	●	●	●	▶	●	●	●	●	●	●	▶	●	▶
	H3192	ST22	Brown Finition Metallic																						
	H3303	ST10	Natural Hamilton Oak	●	○	○	○	●	▶			▶	●	●	●	▶	●	●	●	●	●	●	▶	●	▶
	H3309	ST28	Sand Gladstone Oak	●	○		○				▶		●	●	●	▶	●	●	●	●	●	●	▶	●	▶
	H3325	ST28	Tobacco Gladstone Oak	●	○		○				▶		●	●	●	▶	●	●	●	●	●	●	▶	●	▶
	H3326	ST28	Grey-Beige Gladstone Oak	●	○		○				▶		●	●	●	▶	●	●	●	●	●	●	▶	●	▶
	H3330	ST10	Natural Anthor Oak																						
	H3330	ST36	Natural Anthor Oak	●	○	○	○	●	▶				●	●	●	▶	●	●	●	●	●	●	▶	●	▶
	H3331	ST10	Natural Nebraska Oak	●	○	○	○	●	▶				●	●	●	▶	●	●	●	●	●	●	▶	●	▶
	H3332	ST10	Grey Nebraska Oak	○	○	○	○	●				▶	▶	▶	▶	▶	▶	▶	▶	▶	▶	▶	▶	▶	▶
	H3335	ST28	White Gladstone Oak	○	○		○				▶		▶	▶	▶	▶	▶	▶	▶	▶	▶	▶	▶	▶	▶
	H3342	ST28	Sepia Gladstone Oak	○	○		○				▶		▶	▶	▶	▶	▶	▶	▶	▶	▶	▶	▶	▶	▶
	H3349	ST19	Oak Kaisersberg	○	○	○	○	●					▶	▶	▶	▶	▶	▶	▶	▶	▶	▶	▶	▶	▶
	H3349	ST22	Oak Kaisersberg																						
	H3368	ST9	Natural Lancaster Oak	○	○	○	○	●					▶	▶	▶	▶	▶	▶	▶	▶	▶	▶	▶	▶	▶
	H3395	ST9	Natural Corbridge Oak																						
	H3395	ST12	Natural Corbridge Oak	●	○	○	○	●					▶	●	●	●	▶	●	●	●	●	●	▶	●	▶
	H3398	ST9	Cognac Kendal Oak																						
	H3398	ST12	Cognac Kendal Oak	●	○	○	○	●						▶	●	●	●	▶	●	●	●	●	▶	●	▶
	H3403	ST38	White Mountain Larch	○	○		○				▶		▶	▶	▶	▶	▶	▶	▶	▶	▶	▶	▶	▶	▶
	H3404	ST38	Brown Mountain Larch	○	○		○				▶		▶	▶	▶	▶	▶	▶	▶	▶	▶	▶	▶	▶	▶
	H3406	ST38	Anthracite Mountain Larch	○	○		○				▶		▶	▶	▶	▶	▶	▶	▶	▶	▶	▶	▶	▶	▶
	H3408	ST38	Thermo Brown Mountain Larch	●	○		○				▶		●	●	●	▶	●	●	●	●	●	●	▶	●	▶
	H3430	ST22	White Aland Pine	●	○	○	○	●				▶	●	●	●	▶	●	●	●	●	●	●	▶	●	▶
	H3433	ST22	Polar Aland Pine	●	○	○	○	●				▶	●	●	●	▶	●	●	●	●	●	●	▶	●	▶
	H3450	ST22	White Fleetwood	●	○	○	○	●				▶	●	●	●	▶	●	●	●	●	●	●	▶	●	▶
	H3451	ST22	Champagne Fleetwood	●	○	○	○	●				▶	●	●	●	▶	●	●	●	●	●	●	▶	●	▶
	H3453	ST22	Lava Grey Fleetwood	●	○	○	○	●				▶	●	●	●	▶	●	●	●	●	●	●	▶	●	▶
	H3470	ST22	Natural Pine	○	○	○	○	●					▶	▶	▶	▶	▶	▶	▶	▶	▶	▶	▶	▶	▶
	H3700	ST10	Natural Pacific Walnut	●	○	○	○	●				▶	●	●	●	▶	●	●	●	●	●	●	▶	●	▶
	H3702	ST10	Tobacco Pacific Walnut	●	○	○	○	●					▶	●	●	●	▶	●	●	●	●	●	▶	●	▶
	H3710	ST9	Natural Carini Walnut																						

- EGGER stock with immediate availability
- ▶ EGGER stock with short delivery time
- Available with production time

I only for vertical applications

Q = End-grain edging

All dimensions in mm

roll = roll length (edging)

				Product / Type / Variants				Format (mm)				Thicknesses (mm)					
				Eurodekor Chipboard E1 P2	Eurodekor Plus multi-layer construction	Eurodekor MDF MB CE	Laminate	Laminates with coloured core	Laminates XL	Laminates PerfectSense Topmatt	Door size laminates	ABS edging					
				2,800 x 2,070	2,800 x 2,070	2,800 x 2,070, both-sided MDF E1 TSCA MB CE	2,800 x 1,310	from a length of 2,000 – 5,610 x 1,310	2,800 x 1,310	2,790 x 2,060	2,800 x 1,310	2,150 x 950 / 1,020	23	28	43	100	
				18	18	16 / 18 / 19 / 22	0.8	0.6	0.8	0.8	0.4 (roll: 200 m)	0.8 (roll: 75 m)	2.0 (roll: 75 m)	0.8 (roll: 75 m)	2.0 (roll: 75 m)	0.8 (roll: 75 m)	2.0 (roll: 75 m)
				8/10/12/16/19/ 22/25/28/32/38		16/18/19											
	H3710	ST12	Natural Carini Walnut	●	○	○	○	●				●	●	●	▶	●	●
	H3730	ST10	Natural Hickory	●	○	○	○	●	▶			▶	●	●	●	●	▶
	H3734	ST9	Natural Dijon Walnut	●	○	○	○	●				▶	●	●	●	●	▶
	H3840	ST9	Natural Mandal Maple	●	○	○	○	●				▶	●	●	●	●	▶
	H3860	ST9	Champagne Hard Maple	●	○	○	○	●				●	●	●	●	●	▶
	F007	ST10	Terra Brown Quarry Stone				●	●									
	F008	ST10	Slate Grey Quarry Stone				●	●									
	F009	ST9	Mosaic Stone				●	●									
	F010	ST9	Used Metal Plate				●	●									
	F011	ST9	Grey Magma Granite				●	●	▶								
	F012	ST9	Red Magma Granite				●	●	▶								
	F014	ST9	Engelsberg Marble				●	●	▶								
	F021	ST75	Grey Triestino Terrazzo				●	●	▶								
	F028	ST89	Anthracite Vercelli Granite				●	●	▶								
	F041	ST15	White Sonora Stone				●	●	▶								
	F093	ST15	Grey Cipollino Marble				●	●	▶								
	F094	ST15	Black Copper Cipollino Marble				●	●	▶								
	F095	ST87	Grey Siena Marble				●	●	▶								
	F104	ST2	Latina Marble				●	●	▶								
	F112	ST9	Grey Florence Marble				●	●	▶								
	F117	ST76	Black Ventura Stone				●	●	▶								
	F120	PM	Light Grey Metal Rock							●							
	F120	PT	Light Grey Metal Rock								●						
	F121	ST87	Anthracite Metal Rock	○	○	○	○	●	▶			▶	▶	▶	▶	▶	▶
	F186	ST9	Light Grey Chicago Concrete	●	○	○	○	●	▶			▶	▶	▶	▶	▶	▶
	F187	ST9	Dark Grey Chicago Concrete	●	○	○	○	●	▶			▶	▶	▶	▶	▶	▶
	F204	ST9	White Carrara Marble	●	○	○	○	●				▶	▶	▶	▶	▶	▶
	F204	ST75	White Carrara Marble				●	●	▶								
	F205	ST9	Anthracite Pietra Grigia	○	○	○	○	●	▶			▶	▶	▶	▶	▶	▶
	F206	ST9	Black Pietra Grigia	●	○	○	○	●	▶			▶	▶	▶	▶	▶	▶
	F206	HG	Black Pietra Grigia				●	●									
	F206	PG	Black Pietra Grigia				●	●									
	F206	PM	Black Pietra Grigia				●	●									
	F206	PT	Black Pietra Grigia				●	●									
	F221	ST87	Cream Tessina Ceramic				●	●	▶								
	F222	ST76	Terra Tessina Ceramic				▶	▶									
	F242	ST10	Anthracite Jura Slate	○	○	○	○	●	▶			▶	▶	▶	▶	▶	▶
	F274	ST9	Light Concrete	○	○	○	○	●				▶	▶	▶	▶	▶	▶
	F292	ST9	Beige Tivoli Travertine				●	●	▶								
	F302	ST87	Ferro Bronze	○	○	○	○	●	▶			▶	▶	▶	▶	▶	▶

			Thicknesses (mm)		Format (mm)		Product / Type / Variants							
			18	8/10/12/16/19/22/25/28/32/38	2,800 x 2,070	2,800 x 2,070	Eurodekor Chipboard E1 P2	Eurodekor Plus multi-layer construction	Eurodekor MDF MB CE	Laminate	Laminates with coloured core	Laminates XL	Laminates PerfectSense Topmatt	Door size laminates
	F311	ST87							●	▶				
	F313	ST10	○	○	○	○			●	▶				
	F333	ST76							●	▶				
	F371	ST89							●	▶				
	F385	ST10							●	▶				
	F411	ST20	■	○	○	○			●	▶				
	F416	ST10	●	○	○	○			●	▶				
	F417	ST10	○	○	○	○			●	▶				
	F424	ST10	○	○	○	○			●	▶				
	F433	ST10	●	○	○	○			●	▶				
	F434	ST20	■	○	○	○			●	▶				
	F461	ST10	○	○	○	○			●	▶				
	F462	ST2	■						●					
	F462	ST20	■	○	○	○			●	▶				
	F463	ST2	■						●					
	F463	ST20	■	○	○	○			●	▶				
	F484	ST87							●	▶				
	F500	ST20	■	○	○	○			●	▶				
	F501	ST2	■	●	○	○			●	▶				
	F502	ST2							●	▶				
	F508	ST10							●	▶				
	F509	ST2	■	●	○	○			●	▶				
	F627	PM												
	F627	PT									●			
	F628	ST9							●					
	F628	ST16	○	○	○	○			●	▶				
	F629	ST16	○	○	○	○			●	▶				
	F637	ST10							●	▶				
	F637	ST16	●	○	○	○			●	▶				
	F638	ST10	○	○	○	○			●	▶				
	F638	ST16	○	○	○	○			●	▶				
	F642	ST10							●	▶				
	F642	ST16	●	○	○	○			●	▶				
	F784	ST2	■						●					
	F784	ST20	■	○	○	○			●	▶				
	F812	ST9	●	○	○	○			●	▶				
	F812	HG							●					
	F812	PG							●					
	F812	PM							●					
	F812	PT							●					





























- EGGER stock with immediate availability
- ▶ EGGER stock with short delivery time
- Available with production time

I only for vertical applications
Q = End-grain edging
 All dimensions in mm
 roll = roll length (edging)

			Thicknesses (mm)	Format (mm)	Product / Type / Variants						
			18	2,800 × 2,070	Eurodekor Chipboard E1 P2	◆					
			8/10/12/16/19/ 22/25/28/32/38								
			18	2,800 × 2,070	Eurodekor Plus multi-layer construction	◆					
			16/18/19/22	2,800 × 2,070, bothsided MDF E1 TSCA MB CE	Eurodekor MDF MB CE						
			16/18/19	2,800 × 2,070, single sided MDF E1 E05 TSCA MB CE							
			0.8	2,800 × 1,310	Laminate						
			0.6	from a length of 2,000 – 5,610 × 1,310							
				2,800 × 1,310	Laminates with coloured core	◆					
			0.8	2,790 × 2,060	Laminates XL						
				2,800 × 1,310	Laminates PerfectSense Topmatt						
				2,150 × 950 / 1,020	Door size laminates						
			0.4 (roll: 200 m)			⊗					
			0.8 (roll: 75 m)	23							
			2.0 (roll: 75 m)								
			0.8 (roll: 75 m)	28							
			2.0 (roll: 75 m)								
			0.8 (roll: 75 m)	43							
			2.0 (roll: 75 m)								
			0.8 (roll: 75 m)	100							
			2.0 (roll: 75 m)								
	F823	ST10									
	Q1176	RO									
	Q1180	RO									
	Q1181	RO									
	Q1210	RO									
	Q1212	RO									
	Q1336	RO									
	Q1344	RO									
	Q1345	RO									
	Q1346	RO									
	Q1486	RO									
	Q1701	RO									
	Q1702	RO									
	Q3176	RO									
	Q3178	RO									
	Q3309	RO									
	Q3325	RO									
	Q3326	RO									
	Q3335	RO									
	Q3342	RO									
	Q3403	RO									
	Q3404	RO									
	Q3406	RO									
	Q3408	RO									
	W8901	PG									
	W8901	PM									
	W8902	PG									
	W8902	PM									
	W8903	C2									
	U8800	PG									
	U8801	PM									
	U8802	PG									
	U8802	PM									
	U8803	PG									
	U8803	PM									
	U8804	PG									
	U8804	PM									
	U8805	PG									
	U8805	PM									
	U8806	PG									

- EGGER stock with immediate availability
- ▶ EGGER stock with short delivery time
- Available with production time

I only for vertical applications
Q = End-grain edging
 All dimensions in mm
 roll = roll length (edging)

			Thicknesses (mm)		Format (mm)		Product / Type / Variants		
			18		2,800 x 2,070		Eurodekor Chipboard E1 P2		
			18		2,800 x 2,070		Eurodekor Plus multi-layer construction		
			16/18/19/22		2,800 x 2,070, bothsided MDF E1 TSCA MB CE		Eurodekor MDF MB CE		
			16/18/19		2,800 x 2,070, single sided MDF E1 E05 TSCA MB CE				
			0.8		2,800 x 1,310		Laminate		
			0.6		from a length of 2,000 – 5,610 x 1,310				
			0.8		2,800 x 1,310		Laminates with coloured core		
					2,790 x 2,060		Laminates XL		
					2,800 x 1,310		Laminates PerfectSense Topmatt		
					2,150 x 950 / 1,020		Door size laminates		
			0.4 (roll: 200 m)						
			0.8 (roll: 75 m)		23				
			2.0 (roll: 75 m)						
			0.8 (roll: 75 m)		28				
			2.0 (roll: 75 m)						
			0.8 (roll: 75 m)		43				
			2.0 (roll: 75 m)						
			0.8 (roll: 75 m)		100				
			2.0 (roll: 75 m)						
	PM	Doppia Graphite Grey-Alu							
	PG	Doppia Black-Alu							
	PM	Doppia Black-Alu							
	C2	Trio Black-Alu							
	PM	Doppia Metal Rock Light Grey-Alu							
	PG	Doppia Black Pietra Grigia-Alu							
	PM	Doppia Black Pietra Grigia-Alu							
	PG	Doppia White Levanto Marble-Alu							
	PM	Doppia White Levanto Marble-Alu							
	PM	Doppia Dark Steel-Alu							
	ST2	Carbon							
	C1	Duo White Carrara Marble-Black							
	C1	Duo Black Pietra Grigia-White							
	C1	Duo Black Pietra Grigia-Dark Oak							
	ST9	Used Metal							
	LI	Linea black							
	AC	Doppia Black-Gold							
	C2	Trio Pewter Halifax Oak- Alu							
	C2	Trio Gladstone Oak Sand-Alu							
	C2	Trio Halifax Oak black-Alu							
	C1	Duo White Carrara Marble-Light Oak							
	ST10	Three Layer Thermo Brown							
	SM	Multiplex Black							
	ST10	Three Layer White-Grey							
	ST10	Three Layer Natural							
	ST10	Three Layer Anthracite							
	AC	Doppia Black-Natural							
	AC	Doppia White-Natural							

Colour values uni decors

NCS / RAL / Pantone

Decor	Texture	Decor name	NCS	RAL	Pantone
W908	SM	Basic White	S0502-G	9016	-
W908	ST2	Basic White	S0502-G	9016	-
W911	SM	Cream White	S0502-G50Y	9010	-
W911	ST2	Cream White	S0502-G50Y	9010	-
W911	ST15	Cream White	S0502-G50Y	9010	-
W980	SM	Platinum White	S0300-N	9016	-
W980	ST2	Platinum White	S0300-N	9016	-
W980	ST15	Platinum White	S0300-N	9016	-
W1000	ST9	Premium White	S0500-N	9003	-
W1000	ST19	Premium White	S0500-N	9003	-
W1000	ST38	Premium White	S0500-N	9003	-
W1000	ST76	Premium White	S0500-N	9003	-
W1000	HG	Premium White	S0500-N	9003	-
W1000	PG	Premium White	S0500-N	9003	-
W1000	PM	Premium White	S0502-G50Y	9016	-
W1000	PT	Premium White	S0502-G50Y	9016	-
W1001	ST9	Solid Premium White	S0500-N	9003	-
W1001	HG	Solid Premium White	S0500-N	9003	-
W1100	ST9	Alpine White	S0502-R50B	9003	-
W1100	HG	Alpine White	S0502-R50B	9003	-
W1100	PG	Alpine White	S0502-R50B	9003	-
W1100	PM	Alpine White	S0300-N	9003	-
W1100	PT	Alpine White	S0300-N	9003	-
W1101	ST9	Solid Alpine White	S0502-R50B	9003	-
W1101	ST76	Solid Alpine White	S0502-R50B	9003	-
W1200	ST9	Porcelain White	S1002-G50Y	9016	-
W1300	ST9	Glacier White	S0505-R60B	-	-
U104	ST9	Alabaster White	S0505-Y10R	1013	-
U107	ST9	Velvet Yellow	S0520-Y10R	-	1205U
U108	ST9	Vanilla Yellow	S0907-Y10R	1015	-
U113	ST9	Cotton Beige	S0907-Y30R	1015	-
U114	ST9	Brilliant Yellow	S1060-Y10R	1023	114U
U131	ST9	Citrus Yellow	S0560-G90Y	1016	101U
U140	ST9	Saffron Yellow	S1030-Y10R	-	-
U146	ST9	Maize Yellow	S1050-Y10R	-	141C
U156	ST9	Sand Beige	S1505-Y50R	-	-
U163	ST9	Curry Yellow	S2060-Y10R	1032	-
U200	ST9	Beige	S3010-Y50R	-	-
U201	ST9	Pebble Grey	S3502-Y	7044	402U
U201	ST19	Pebble Grey	S3502-Y	7044	402U

Decor	Texture	Decor name	NCS	RAL	Pantone
U216	ST9	Came Beige	S0502-Y50R	9001	-
U222	ST9	Crema Beige	S0505-Y40R	-	-
U232	ST9	Apricot Nude	S3020-Y70R	-	480C
U311	ST9	Burgundy Red	S5040-R	-	-
U313	ST9	Rose White	S0505-Y80R	-	-
U321	ST9	China Red	S1580-Y90R	3020	-
U323	ST9	Chilli Red	S3060-R	3003	187C
U323	HG	Chilli Red	S3060-R	3003	187C
U323	PG	Chilli Red	S3060-R	3003	187C
U325	ST9	Antique Rose	S3020-Y80R	-	5005U
U328	ST9	Lipstick Red	S1080-Y80R	2002	173C
U330	ST9	Aubergine Purple	S7010-R30B	-	-
U332	ST9	Orange	S0570-Y50R	2003	-
U337	ST9	Fuchsia Pink	S3050-R20B	-	208C
U340	ST9	Sorbet Orange	S1070-Y30R	-	130U
U350	ST9	Siena Orange	S3060-Y40R	-	152U
U363	ST9	Flamingo Pink	S1040-R10B	3015	700U
U390	ST9	Indian Red	S2070-Y80R	3016	173U
U399	ST9	Garnet Red	S6030-R	3005	498C
U400	ST9	Powder Violet	S1010-R50B	-	664U
U404	ST9	Crocus Pink	S2060-R40B	4008	2415U
U414	ST9	Dark Violet	S6030-R50B	-	-
U420	ST9	Purple	S4020-R50B	-	667U
U430	ST9	Violet	S5030-R60B	-	275U
U500	ST9	Glacier Blue	S1515-B20G	-	-
U504	ST9	Tyrolean Blue	S6020-R90B	5000	295U
U507	ST9	Smoke Blue	S5020-R90B	5014	652U
U515	ST9	French Blue	S2050-R90B	-	292U
U522	ST9	Horizon Blue	S1030-R80B	-	2708U
U525	ST9	Delft Blue	S3060-R90B	-	300U
U533	ST9	Polar Blue	S0510-R90B	-	642C
U540	ST9	Denim Blue	S3010-R90B	-	651U
U560	ST9	Deep Sea Blue	S5540-R70B	5002	72U
U570	ST9	Midnight Blue	S7020-R70B	5013	2757U
U599	ST9	Indigo Blue	S8505-R80B	5004	-
U599	PM	Indigo Blue	S8005-R80B	-	-
U599	PT	Indigo Blue	S8005-R80B	-	-
U600	ST9	May Green	S2060-G20Y	6018	368U
U606	ST9	Forest Green	S7020-B90G	6005	343U
U608	ST9	Pistachio Green	S2005-G40Y	-	5527U

Decor	Texture	Decor name	NCS	RAL	Pantone
U617	ST9	Wasabi Green	S1515-G80Y	1000	5865C
U626	ST9	Kiwi Green	S3050-G40Y	-	377U
U630	ST9	Lime Green	S1060-G40Y	-	381U
U633	ST9	Turquoise Blue	S3050-B20G	5021	3145U
U636	ST9	Fjord Green	S4010-B50G	-	-
U646	ST9	Niagara Green	S5030-B30G	-	3165U
U650	ST9	Fern Green	S4550-G30Y	6010	363U
U655	ST9	Emerald Green	S4050-B90G	6016	341U
U660	ST9	Amazon Green	S6030-B50G	6004	-
U702	ST9	Cashmere Grey	S2005-Y60R	-	406U
U702	ST89	Cashmere Grey	S2005-Y60R	-	406U
U702	HG	Cashmere Grey	S2005-Y60R	-	406U
U702	PG	Cashmere Grey	S2005-Y50R	-	-
U702	PM	Cashmere Grey	S2002 Y50R	-	-
U702	PT	Cashmere Grey	S2002 Y50R	-	-
U7021	ST9	Solid Cashmere Grey	S2005-Y60R	-	406U
U705	ST9	Angora Grey	S1002-Y50R	-	-
U707	ST9	Silk Grey	S1500-N	7047	-
U708	ST9	Light Grey	S2000-N	7047	420C
U708	HG	Light Grey	S2000-N	7047	420C
U708	PG	Light Grey	S1500-N	-	-
U708	PM	Light Grey	S2002 G50Y	-	-
U708	PT	Light Grey	S2002 G50Y	-	-
U7081	ST9	Solid Light Grey	S2000-N	7047	420C
U7081	ST76	Solid Light Grey	S2000-N	7047	420C
U717	ST9	Dakar Grey	S3005-Y20R	7032	-
U727	ST9	Stone Grey	S4005-Y50R	-	407C
U727	HG	Stone Grey	S4005-Y50R	-	407C
U727	PG	Stone Grey	S4005-Y50R	-	407C
U727	PM	Stone Grey	S4005 Y20R	-	-
U727	PT	Stone Grey	S4005 Y20R	-	-
U732	ST9	Dust Grey	S5000-N	7037	423U
U732	HG	Dust Grey	S5000-N	7037	423U
U732	PG	Dust Grey	S5000-N	7037	423U
U732	PM	Dust Grey	S5000 N	7037	423U
U732	PT	Dust Grey	S5000 N	7037	423U
U740	ST9	Dark Taupe	S5005-Y20R	-	-
U741	ST9	Lava Grey	S7005-Y20R	7013	405C
U748	ST9	Truffle Brown	S7005-Y50R	-	411U
U750	ST9	Taupe Grey	S2005-Y20R	7044	Warm grey 2U

Decor	Texture	Decor name	NCS	RAL	Pantone
U763	ST9	Pearl Grey	S2500-N	-	-
U763	ST76	Pearl Grey	S2500-N	-	-
U767	ST9	Cubanite Grey	S6005-Y20R	7048	-
U775	ST9	White Grey	S1000-N	9002	-
U780	ST9	Monument Grey	S5005-B20G	-	444U
U788	ST9	Arctic Grey	S4500-N	-	Cool grey 7U
U807	ST9	Nougat Brown	S6020-Y50R	8024	-
U818	ST9	Dark Brown	S8010-Y50R	8016	-
U830	ST9	Caramel Nude	S3030-Y50R	-	-
U899	ST9	Soft Black	S8500-N	-	Black 3U 2X
U8991	ST9	Solid Soft Black	S8500-N	-	Black 3U 2X
U960	ST9	Onyx Grey	S6500-N	7012	-
U961	ST2	Graphite Grey	S8000-N	7021	433U
U961	ST19	Graphite Grey	S8000-N	7021	433U
U961	HG	Graphite Grey	S8000-N	7021	433U
U961	PG	Graphite Grey	S8000-N	7021	433U
U961	PM	Graphite Grey	S7500 N	-	-
U961	PT	Graphite Grey	S7500 N	-	-
U963	ST9	Diamond Grey	S7500-N	7024	426U
U9631	ST9	Solid Diamond Grey	S7500-N	7024	426U
U968	ST9	Carbon Grey	S7502-B	7016	-
U989	ST9	Black Brown	S8505-Y80R	8019	Black 5U 2X
U998	ST38	Shadow Black	S9000-N	9005	3C2X
U999	ST2	Black	S9000-N	9005	3C2X
U999	ST12	Black	S9000-N	9005	3C2X
U999	ST19	Black	S9000-N	9005	3C2X
U999	ST76	Black	S9000-N	9005	3C2X
U999	ST89	Black	S9000-N	9005	3C2X
U999	HG	Black	S9000-N	9005	3C2X
U999	PG	Black	S9000-N	9005	3C2X
U999	PM	Black	S9000-N	9005	3C2X
U999	PT	Black	S9000-N	9005	3C2X

The reference given is not necessarily an exact match.
A comparison with real samples is necessary.



Coreboards

The right coreboard for every purpose

Our raw boards are available in various formats and thicknesses between 8 and 38 mm.

Storage instructions: Raw boards must be stored in a clean, closed and dry area (at about 20° C and a relative humidity of 55 to 65%). It may not be stored near water, and direct ground contact must be avoided. The boards must be stored flat and horizontally. Suitable flooring sleepers must be put in place for this purpose. When handling melamine-faced boards, please prevent the decorative surfaces from touching. Lift the boards by hand or by using suction pads. The decorative surface of the top board must be covered with a piece of cardboard or a rigid board of at least the same size. It is recommended that the boards are acclimatised for 10 days before use.

Board type	Description	Material features	Application areas
Eurospan E1 P2 CE Chipboard according to EN 312 Type P2 Euroclass D-s2, d0	<ul style="list-style-type: none"> Three-layer structure consisting of a fine top layer and stable middle layer Fine surface texture High-density core layer 	<ul style="list-style-type: none"> Very good stability Excellent coating properties (melamine coating, gluing of laminate or veneer, etc.) 	<ul style="list-style-type: none"> Furniture and interior design in dry areas, worktops - non load-bearing
Eurospan E1E05 TSCA P2 CE Chipboard according to EN 312 Type P2 Euroclass D-s2,d0	<ul style="list-style-type: none"> Significant undercutting of the strict formaldehyde classes/standard requirements: values of the E1E05 regulation in Germany TSCA (CARB2) regulation in the USA European and global emission requirements 	<ul style="list-style-type: none"> Low in formaldehyde Very good stability Excellent coating properties (melamine coating, gluing of laminate or veneer, etc.) 	<ul style="list-style-type: none"> Furniture and interior design in dry areas, worktops - non load-bearing
Eurospan E1E05 TSCA Hydro P3 CE Chipboard according to EN 312 Type P3 Euroclass D-s2, d0	<ul style="list-style-type: none"> Three-layer structure consisting of a fine top layer and stable middle layer, coloured green for better recognition Fine surface texture High-density core layer 	<ul style="list-style-type: none"> Low swell values Moisture-resistant bonding Excellent coating properties (melamine coating, gluing of laminate or veneer, etc.) 	<ul style="list-style-type: none"> Furniture and interior design in wet areas: bathroom, worktops and window sills - non load-bearing
Eurospan Flammex E1E05 P2 CE Chipboard according to EN 312 Type P2 Euroclass B-s1, d0	<ul style="list-style-type: none"> Three-layer structure consisting of a fine top layer and a stable middle layer, coloured red for better recognition Fine surface texture High-density core layer 	<ul style="list-style-type: none"> Low flammability No droplets while burning Low smoke development Low heat release Excellent coating properties (melamine coating, gluing of laminate or veneer, etc.) 	<ul style="list-style-type: none"> Furniture and interior design also for public projects, wall coverings, partition walls and doors - non load-bearing
Eurospan JP F0.3 F**** Chipboard	<ul style="list-style-type: none"> Certified according to the Japanese JIS standard 	<ul style="list-style-type: none"> Extremely low formaldehyde content 	<ul style="list-style-type: none"> Furniture and interior design
Thin chipboard E1E05 P2 CE Chipboard according to EN 312 Type P2	<ul style="list-style-type: none"> Extra-thin chipboard 	<ul style="list-style-type: none"> Light and fine surface Sanded or unsanded Can be coated with many materials For enhancement with laminates, PVC or finish foil 	<ul style="list-style-type: none"> Door skins and door blanks Top layers for lightweight furniture Furniture rear panels
MDF E1 TSCA ST CE or MDF E1E05 TSCA ST CE (quality to be used as raw board) Medium-density fibreboard according to EN 622-5 Euroclass D-s2, d0	<ul style="list-style-type: none"> Uniform, fine, fibre structure Regular surface, high surface density and a dense homogeneous core 	<ul style="list-style-type: none"> Excellent profiling High cross-section and edge strength Very good density profile Good static load-bearing capacity Low swell values Ideal surface calm for direct coating, e.g., varnish Reduced formaldehyde content for MDF E1E05 TSCA ST CE 	<ul style="list-style-type: none"> Furniture and interior design in dry areas - non load-bearing Ideal for milling, grooving and profiling
MDF E1 TSCA MB CE or MDF E1E05 TSCA MB CE (quality to be used for one-sided faced Eurodekor MDF or as raw board) Medium-density fibreboard according to EN 622-5 Euroclass D-s2, d0	<ul style="list-style-type: none"> Superfine fibres Higher density Certified according to the CARB2 and EPA standard 	<ul style="list-style-type: none"> Improved internal bond and bending strength 	<ul style="list-style-type: none"> Furniture and interior design in dry areas - non load-bearing Ideal for deep millings, and profiling Especially for 3D Fronts
MDF Flammex E1E05 TSCA CE Medium-density fibreboard according to EN 622-5 Euroclass B-s1, d0	<ul style="list-style-type: none"> Uniform, fine, fibre structure Regular surface, high surface density and a dense homogeneous core 	<ul style="list-style-type: none"> Flame retardant MDF with reduced formaldehyde content Excellent profiling High cross-section and edge strength Very good density profile Good static load-bearing capacity Low swell values Ideal surface calm for direct coating, e.g varnish 	<ul style="list-style-type: none"> Furniture and interior design also for public projects - non load-bearing Ideal for milling, grooving and profiling
Thin-MDF E1E05 TSCA Medium-density fibreboard according to EN 622-5	<ul style="list-style-type: none"> Fine and regular surface Certified according to the CARB2 and EPA standard 	<ul style="list-style-type: none"> Good for milling Very resistant to bending High density profile Ideal surface calm for direct coating, e.g varnish 	<ul style="list-style-type: none"> Furniture rear panels Folding elements Drawer bottoms Doors
Eurolight E1E05 TSCA CE Lightweight board Euroclass D-s2, d0 (EN 13501-1)	<ul style="list-style-type: none"> Composite board with solid chipboard cover layers (8 mm each, other cover layers thicknesses upon request) Lightweight core made of recycled cardboard 	<ul style="list-style-type: none"> Exceptional stability Low weight High level of resistance Saves resources Optimal bending strength 	<ul style="list-style-type: none"> Furniture and interior design, door fillings, caravan construction Ideal to create compact, massive looking and yet lightweight furniture Revolutionise design and construction possibilities
OSB Combiline	<ul style="list-style-type: none"> Heavy-duty load-bearing composite board made of thin MDF top layer and OSB core 	<ul style="list-style-type: none"> Low formaldehyde emission ULEF (ultra low emission) Very good bending strength High stability Very well suited for mounting fasteners and hardware Highest coating quality for all kinds of coating, paints, and glazes through thin MDF cover layers 	<ul style="list-style-type: none"> Body construction and furniture construction with increased load transfers Shop fitting and interior design Trade fair furnishings and set building Partition walls Shelving systems



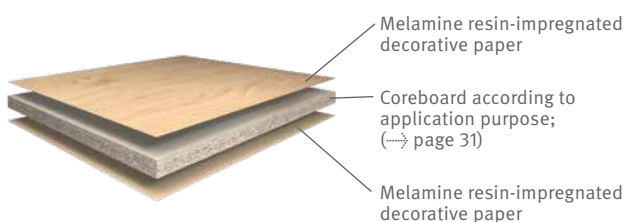
Eurodekor Melamine Faced Boards



The ideal material for horizontal or vertical applications in furniture and interior design, for example; door frontals, shelves, wardrobes or wall coverings. Eurodekor melamine resin-coated board (according to EN 14322) consist of raw chipboard or MDF board that is covered with decorative paper on both sides.

They can be easily cut, edged and processed. EGGER offers contemporary and hardwearing solutions in coordinated decor and product combinations. High quality furniture can be produced by matching or creating an accent with the board and edge through colour, texture and gloss level. Further details can be found on page 36.

Product structure



-13.3 kg CO₂/m²



27% recycled material
32% by-products from the sawmill industry
41% fresh resources



85% material from renewable resources
15% material from fossil resources

The coreboard varies depending on the application and the stress exposure (→ page 31). The surface texture is achieved during pressing with engraved press plates.

Board type	Eurodekor melamine faced chipboard
Storage format (mm)	2,800 × 2,070 × 18
Core board	E1 P2 chipboard, dry conditions

Feelwood surfaces

- The texture and grain of the wood are synchronised to each other. Due to production conditions, there may be minor deviations in the synchronicity.
- The use of state-of-the-art technology means that Eurodekor boards can be manufactured with a Feelwood surface on both sides.

Technical details

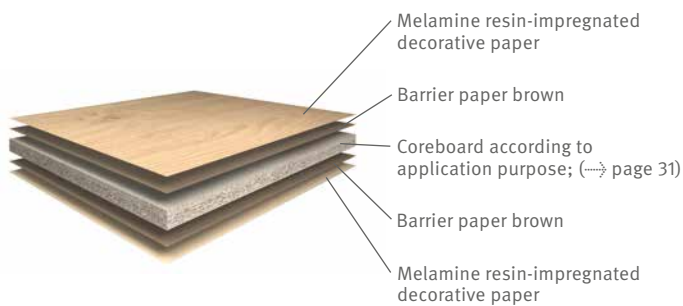
- 100% recyclable product
- The surface properties of the melamine resin-coated boards conform to the requirements of EN 14322. The mechanical properties are influenced by the selected coreboard (→ page 31).
- A feasibility test is required for decorative, texture or front and rear combinations that are different from the standard.
- Feelwood surfaces are manufactured with a multi-layer structure. The finished thickness of the boards may therefore differ from the nominal thickness.
- Antibacterial (tested according to JIS Z 2801 / ISO 22196)

Eurodekor Plus – multilayer structures

These boards offer a high-quality surface finish for high impact surfaces. They are ideal for the contract sector as they are optimised for use as office furniture, horizontal surfaces, furniture in public areas, shop fitting and many more applications. Depending on the application and the load, this structure may vary. These applications include the hospital and nursing sector and in laboratories and schools. Multi-layer structures (several layers of paper per side) are very flexible, stable, and suitable for structures with larger span widths.

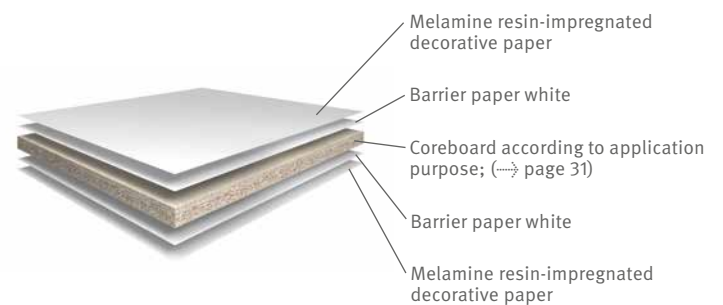
Eurodekor Plus ML

Eurodekor Plus ML (with brown barrier paper) meets requirements for impact resistance through a special multi-layer structure.



Eurodekor Plus MW

W1001 is available as Eurodekor Plus MW with white barrier paper. (→ page 6)

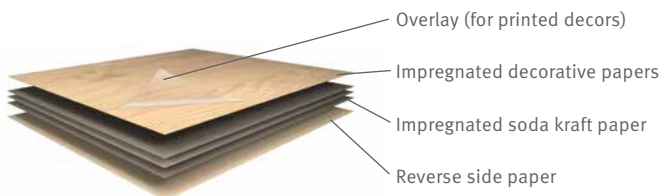


Laminates



Laminates combine durability with attractive design. The multi-layer composition, and the materials used guarantee a high usability across all decors. Laminates are the ideal solution for medium to high impact surfaces as well as for curved or rounded elements.

Product structure



2.29 kg CO₂/m²



57% material from renewable resources
43% material from fossil resources

Laminates are suitable for horizontal and vertical applications. The quality of the laminate is classified according to the applicable product standard EN 438 and the different types. There is a distinction between standard and postforming laminate quality:

Type S ❖ Standard quality means that this coating material can be used as a surface coating material, but cannot be reshaped.

Type P ❖ Postformable or postforming quality means that this laminate corresponds to type S, but is also postformable.

Type F ❖ Flame-retardant quality means: corresponds to type S, but has higher resistance to flame exposure.

Characteristics

- Wear, impact and scratch-resistant
- Lightfast and food safe
- Hygienic
- Easy to clean
- Resistant to stains
- Heat-resistant
- Multi-purpose applications
- Antibacterial Type P (tested according to JIS Z 2801 / ISO 22196)

Product variants at a glance

Designation	Type	Nominal thickness (mm)	Format (mm)
Laminate ¹⁾	P	0.80	2,800 × 1,310
Laminate ¹⁾	P	0.60	length variable from 2,000 – 5,610 × 1,310 ²⁾
Laminate with coloured core ¹⁾	S	0.80	2,800 × 1,310 ²⁾
XL Laminate ¹⁾	S	0.80	2,790 × 2,060 ³⁾
Laminate PerfectSense Topmatt	S	0.80	2,800 × 1,310 ²⁾
Laminate Flammex	F	0.80	2,800 × 1,310
Door Size Laminate		0.80	2,150 × 950/ 2,150 × 1,020 ²⁾

¹⁾ MED – Marine Equipment Directive – certified laminate quality. Enables use in shipbuilding.

²⁾ Selected decors see table from page 6

³⁾ Selected decors and textures see table from page 6

Application areas:

The EGGER Decorative Collection provides you with the right laminate for a variety of applications from stock and with a MOQ of one. Applications include worktops, tabletops, doors, frames, wall coverings, desktops, end panels, shelves, acoustic elements, window sills, back panels and furniture frontals.

For high gloss (HG) and PerfectSense Topmatt (PT) laminate textures, the surface comes with a protective film as standard. During the coating process, the film remains on the surface to avoid contamination and damage - see technical data sheet „EGGER laminate with protective film“.

Because of their durable, hygienic and dense surface, laminates do not require special care. **The following recommendations should be observed in daily use:**

- Lit cigarettes placed directly on a laminate will damage the surface.



→ Always use an ashtray

- Laminate surfaces should not be used as a surface for cutting since knives may leave cut marks.



→ Always use a chopping board

- Avoid placing hot cooking equipment, e.g. casseroles, pans, etc., that have come straight from the oven or the hob onto the laminate surface.



→ Always use heat protection

- Spilt liquids should always be wiped or cleaned up immediately. Extended exposure to certain substances can change the gloss level of a laminate surface.



→ Spilled liquids should be cleaned up consistently and quickly

Edging



Create a furniture that fits together perfectly in an extensive range of colours, designs and textures. Our wide selection of edging offers solutions for all your design needs.

Information

- The edged surfaces are sealed to be scratch-resistant with UV-hardened synthetic resin varnishes and have high mechanical abrasion resistance.
- They are characterised by high durability, impact resistance and surface hardness, are hygienic and moisture-resistant.
- ABS edges are coated with a universal adhesion promoter (primer) on the back. This ensures perfect adhesion of the edge to the core material with commercially available hot-melt adhesives.
- With our Eurodekor stock programme, we offer matching EGGER edging from stock.
- For all Eurodekor products, which are produced according to order, edging in the standard thicknesses 0.4, 0.8 and 2 mm are available with a delivery time.

Product variants

Material	Width (mm)	Thickness (mm)	Note
ABS	23.0	0.4/0.8/2.0	Matching decor
	23.0	1.0	PerfectSense
	28.0	0.8/2.0	Matching decor
	33.0	0.8/2.0	Matching decor
	43.0	0.8/2.0	Matching decor
	43.0	1.0	PerfectSense
	43.0	1.5	Worktop
	23.0	1.5	Worktop
	54.0	2.0	Eurolight
	100.0	0.8/2.0	Matching decor mini jumbo roll
	100.0	1.0	PerfectSense mini jumbo roll
	23.0	0.8	End-grain
	43.0	0.8	End-grain
	43.0	1.5	End-grain
43.0	2.0	End-grain	
PMMA	23.0	1.3	Accent
	23.0	1.3	PerfectSense Doppia
	23.0	1.3	Accent

ABS Edging

ABS edging is used to finish laminated wood-based materials such as chipboard, MDF and lightweight boards, as it provides the perfect finishing touch for all types of decorative coating. EGGER ABS edges are available in a wide range of widths and thicknesses which are matched with the EGGER product range in terms of texture, grain and gloss level. ABS edges are certified as food safe.

ABS end-grain edging

End-grain edging underlines the natural effect of the decors and creates a coordinated longitudinal edge that is indistinguishable from sawn timber. End-grain edging is available in various widths for the series of Feelwood decors with the exception of the decors H1250, H1377, H1379, H1400, H3154, H3330 all ST36.



ABS edge standard appearance

ABS edge end-grain appearance



Use our edging configurator at www.egger.com/cut-to-width and find out how to optimally cut the mini jumbo roll for your projects.

Edging configurator

- Modern design and furniture trends with non-standard dimensions often require ABS edging in special widths. With the help of our online service, edging that is not included in the stock range of the EGGER Decorative Collection can be individually configured and cut from the mini jumbo roll.
- Edging solutions in the EGGER decor and texture combinations can be ordered in individual widths between 12 and 100 mm.

ABS accent edging

Accent edging in the new EGGER Decorative Collection show cases how the greatest possible effect can be achieved with little effort.

Three-layer



Special



Edging

PMMA Edging

PMMA Edging is a thermoplastic edging product for decorating narrow areas on wood-based materials and have a design function.

PMMA edging PG/PM

For PerfectSense Gloss and Matt (all decors), PMMA edging is available in the new Doppia Design in the format 23 × 1.3 mm. PMMA edging matching the PerfectSense decors has a unique depth effect and perfects the production of high-quality furniture parts.

PMMA Accent Edging

Furniture design is now focused on combining a variety of materials. This also means that uni colours have become a key element when selecting decors. However, on their own they often look very flat. In contrast, PMMA accent edging in combination with uni colours creates a striking finish across multiple combinations. PMMA is a high-quality plastic that has been established for years, is easy to process and thus guarantees easy manufacturing.

Doppia



H8960 Doppia White-Natural AC



H8959 Doppia Black-Natural AC



F8982 Doppia Black-Gold AC



F8912 Doppia White Levanto Marble-Alu PG/PM



F8913 Doppia Dark Steel-Alu PM



F8910 Doppia Metal Rock Light Grey-Alu PM



F8911 Doppia Black Pietra Grigia-Alu PG/PM



W8902 Doppia Alpine White-Alu PG/PM




W8901 Doppia Premium White-Alu PG/PM



U8803 Doppia Light Grey-Alu PG/PM



U8802 Doppia Cashmere Grey-Alu PG/PM



U8805 Doppia Dust Grey-Alu PG/PM



U8804 Doppia Stone Grey-Alu PG/PM



U8806 Doppia Graphite Grey-Alu PG/PM



U8807 Doppia Black-Alu PG/PM



U8801 Doppia Indigo Blue-Alu PM



U8800 Doppia Chilli Red-Alu PG

Trio



W8903	Trio White-Alu	C2
U8810	Trio Black-Alu	C2
H8902	Trio Pewter Halifax Oak- Alu	C2
H8903	Trio Gladstone Oak Sand-Alu	C2
H8904	Trio Halifax Oak Black-Alu	C2

Duo



H8905	Duo White Carrara Marble-Light Oak	C1
F8922	Duo White Carrara Marble-Black	C1
F8923	Duo Black Pietra Grigia-White	C1
F8924	Duo Black Pietra Grigia-Dark Oak	C1

Special



F8980	Linea Black	LI
F8921	Carbon	ST2



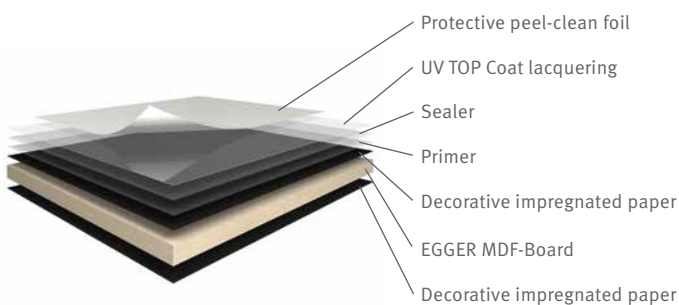


PerfectSense Lacquered Boards



PerfectSense represents the premium category of high-gloss and matt MDF lacquered boards. With its highly reflective glass-like surface, PerfectSense Gloss represents pure luxury. Available in neutral decors PerfectSense Matt has an ultra-smooth surface with anti-fingerprint property to provide a luxurious finish. PerfectSense stands out among other high-end surfaces with its premium look and feel.

Product structure



67% by-products from the sawmill industry
33% fresh resources



80% material from renewable resources
20% material from fossil resources

Technical details

Board type	PerfectSense Lacquered Boards
Stock Format (mm)	2,800 × 2,070 × 18
Core board	MDF E1 CE Medium density fibreboard
Lamination	PerfectSense Gloss or Matt on top, on the back ST9
Edges (mm)	Matching ABS (23 × 1.0) and PMMA Doppia (23 × 1.3) edging available

Information


- Supplied with protective peel-clean foil
- Board width of 2,070 mm optimised for cutting
- The smooth surface of the MDF board provides a flat and flawless surface
- Freedom of design through a combination of matching products (laminates, edging, etc.)
- Increased resistance to microscratches
- An innovative manufacturing process ensures a long life-time of the surface

Did you know?

- PerfectSense is also available on both sides with matching decor and texture.
- PerfectSense Topmatt (PT) Laminate is available to match all matt lacquered boards.
- Laminate with the texture HG is available for the PerfectSense Gloss lacquered boards. Due to the different manufacturing methods, the degree of gloss may vary.

PerfectSense Matt (PM)


PerfectSense Matt is fully on trend with its matt surface and anti-fingerprint technology.




W1000 PM



W1100 PM



U702 PM




U708 PM



U727 PM



U732 PM



U961 PM




U999 PM



U599 PM



F812 PM



F206 PM



F120 PM




F627 PM

Benefits


- The anti-fingerprint property of the PerfectSense Matt lacquered board prevents imprints even on frequently touched surfaces, such as handleless doors.
- Minimal cleaning effort
- The matt surface and anti-fingerprint properties are in line with current trends.

PerfectSense Gloss (PG)


PerfectSense Gloss attracts with a luxurious surface.




W1000 PG



W1100 PG



U702 PG



U708 PG



U727 PG



U732 PG



U961 PG



U999 PG



U323 PG



F812 PG



F206 PG

Benefits

- PerfectSense Gloss allows for exclusive and modern furniture design
- Increased resistance to micro-scratches
- PerfectSense Gloss impresses with a special surface texture, extreme depth effect and a gloss effect
- Distinguishes itself from other high-gloss surfaces

Worktops



EGGER offers a wide range of worktop solutions. The range includes 38 mm chipboard worktops based on postformed worktops and worktops with edging. The EGGER Decorative Collection complements the range with two trendy, thin worktop solutions.



27% recycled material
31% by-products from the sawmill industry
42% fresh resources



84% material from renewable resources
16% material from fossil resources

Application areas

Worktops are primarily used in kitchens. Due to their functionality, they can also be used in bathrooms, offices, shops and hobby rooms.

Characteristics

- Wear, impact and scratch-resistant
- Lightfast and food safe
- Hygienic
- Easy to clean
- Resistant to stains
- Heat-resistant
- Multi-purpose applications

Technical details and information

Worktops with the texture PerfectSense Topmatt (PT) are supplied with protective film as standard. During processing, the film should remain on the surface to avoid damage and dirt. Thanks to the laminate's resistant and hygienic properties, the worktops do not need special care. Care instructions in the laminate section on page 35 should be observed during daily use. Please also take into account our processing instructions for worktops.

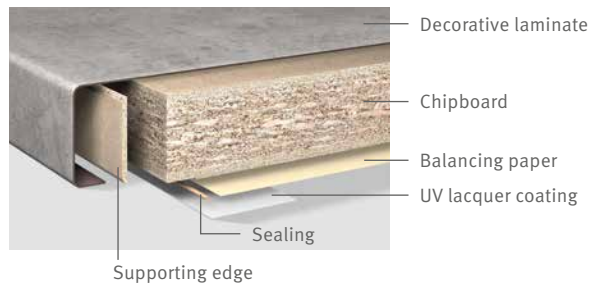


Model 300/3

Postformed Worktops

The postformed worktop - MOD 300/3 - is an established and classic solution. They are popular thanks to the seamless lamination starting on the surface that curves round the edge and under the worktop.

Product structure



Product variants and delivery statements

Format (mm)	Core board	Model design	Delivery statement
4,100 × 600 × 38	E1E05 TSCA STL	300/3 – one-sided	from stock
4,100 × 920 × 38	E1E05 TSCA STL	300/3 – two-sided	from stock
4,100 × 1,200 × 38	E1E05 TSCA STL	300/3 – one-sided	Delivery time 14 calendar days

Individually packed in shrink film including melamine edge strips in the same decor and texture.



Model 100/1.5

Feelwood worktop with edging

Feelwood worktops with edging – MOD 100/1.5 - gets there unique look and authentic finish from synchronising the texture with the decor image. It is a must in every range of products. The front longitudinal edge is edged with a 1.5 mm ABS edge in the same decor. A PU hot-melt adhesive is used. The result is a high-quality worktop with clear lines and at the same time a modern look.

Product structure



Product variants and delivery statements

Format (mm)	Core board	Model design	Delivery statement
4,100 × 600 × 38	E1E05 TSCA	100/1.5 – one-sided	from stock
4,100 × 920 × 38	E1E05 TSCA	100/1.5 – two-sided	from stock
4,100 × 1,200 × 38	E1E05 TSCA	100/1.5 – one-sided	Delivery time 14 calendar days

Individually packed in shrink film, including laminate strips in the same decor and texture.

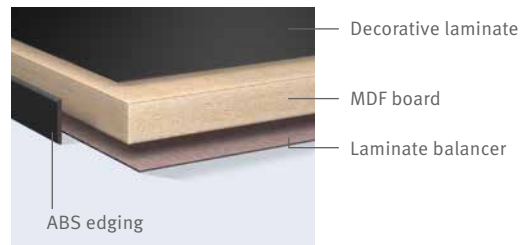


Model 100/1.5

PerfectSense Topmatt worktop with edging

An attractive, new solution is the thin worktop with edging MOD 100/1.5 – based on a 16 mm MDF board. In combination with the velvety-warm PerfectSense Topmatt surface, this worktop meets the trend to thin and at the same time matt materials.

Product structure



Product variants and delivery statements

Format (mm)	Core board	Model design	Delivery statement
4,100 × 600 × 16	MDF board E1E05 TSCA ST	100/1.5 – one-sided	from stock
4,100 × 920 × 16	MDF board E1E05 TSCA ST	100/1.5 – two-sided	from stock
4,100 × 1,200 × 16	MDF board E1E05 TSCA ST	100/1.5 – one-sided	Delivery time 14 calendar days

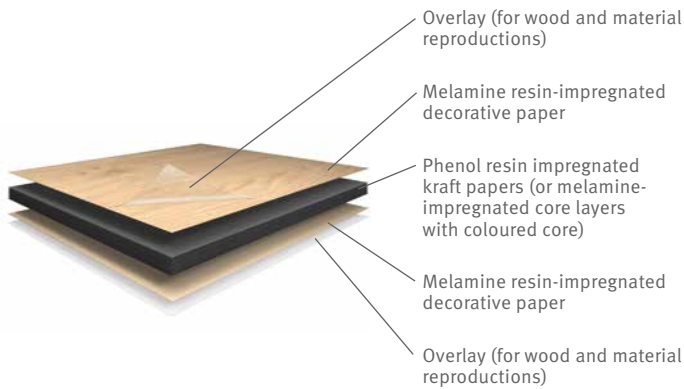
Individually packed in shrink film, including laminate strips in the same decor and texture.



Compact laminate worktop

The worktop range is complemented with the 12 mm new compact laminate worktop – MOD 90/1.0. The thin and robust compact laminate comes with a 1 × 1 mm bevel milling on the top and bottom of the long and short edges. The core colours of black, white and light grey are perfectly matched to the decors and the bevel emphasises the modern look.

Product structure



Product variants and delivery statements

Format (mm)	Core board	Model design:	Information
4,100 × 650 × 12	Compact Laminate CGS/BCS	90/1.0 – four-sided/circumferential	quickly available
4,100 × 920 × 12	Compact Laminate CGS/BCS	90/1.0 – four-sided/circumferential	quickly available

Individually packed in shrink film.

Worktop accessories and complementary products

The worktop range has new accessories and products in the same decors from the EGGER Decorative Collection. These include:

- Laminate
- Splashback panels
- Worktop-wall profiles
- ABS edging
- NEW: Worktop connectors
- NEW: Fastening set for sinks
- NEW: Metallic traverse for floor cabinets
- NEW: Sealing for corner joints

Laminate

From stock we offer a laminate solution for all worktops in the same decors and textures. The dimensions and delivery options can be found in the table on page 6.



Splashback panels

Back panels are available in all worktop decors as well as in five contrast decors from stock in the format 4,100 × 640 mm. Back panels are based on an 8 mm chipboard and are coated with laminate on both sides (different decors per side). The delivery is individually packed in shrink film.



Worktop-wall profiles

For worktops based on 38 mm chipboard we offer matching worktop-wall profiles in the format 4,100 × 25 × 25 mm individually packaged in film. Matching inside and outside corners as well as end cappings are also available from stock.



ABS edging

For worktops with chipboard or MDF coreboard, we offer an edging solution in the same decor and texture from stock. For compact worktops, no additional edging is required. For Feelwood worktops with the synchronised surface textures ST32 and ST37, ABS edges with end-grain appearance are also available. The decorative reference for these end-grain edges starts with a "Q". Available dimensions and delivery options can be found in the table starting on page 6.



Worktop connectors

16 mm MDF worktops and 12 mm compact laminate worktops require the use of special fittings. The connectors are adapted to the thickness of the worktop and are available from stock.



Connector for 16 mm worktops



Connector for 12 mm worktops

Fastening set for sinks

The fastening set for sinks includes fixing profiles made of solid wood (two pieces each in the size 1,000 × 20 × 16 mm and 500 × 20 × 16 mm) as well as suitable screws for PerfectSense Topmatt worktops. In the case of compact laminate worktops, the profile can be glued together.



Metal traverse for floor cabinets

Metal traverses have proven to be suitable for cabinet and worktop stabilisation. These also allow the screwing of the worktops onto the floor cabinet. Metal traverses for stove and sink cabinets in the cabinet widths 600, 800, 900, 1,000, 1,200 mm are available from stock.



Sealing for corner joints

The sealing protects the corner joint against the penetration of moisture. It is available in grey, white, black and brown.



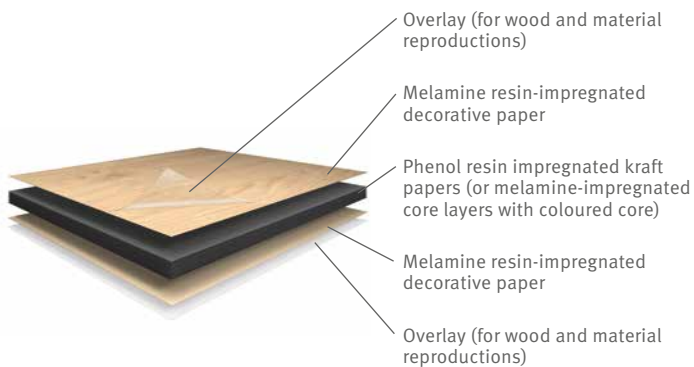


Compact laminates



Compact laminate has an attractive design and outstanding product characteristics. The extreme durability and moisture resistance make it the ideal material for indoor applications with high impact and increased demand for hygiene and cleanliness, such as in kitchens, bathrooms, sanitary rooms, hospitals, or restaurants.

Product structure



63% material from renewable resources
37% material from fossil resources

Compact laminates are compact laminate press materials according to EN 438-4, EN 438-8 and EN 438-9. Their core is made of phenolic-impregnated kraft paper, which, together with decorative paper impregnated with melamine resin on the top and bottom side, are pressed to each other under high pressure and at high temperature. Melamine resin impregnated core layers are used for compact laminates with coloured core. Printed decors (wood and material reproductions) are additionally fitted with an overlay.

Characteristics

- Impact, abrasion and scratch-resistant
- Lightfast and food safe
- Hygienic
- Resistant to cleaning agents
- Easy-care
- Heat and moisture-resistant
- Water-proof
- Antibacterial black and white core (tested according to JIS Z 2801 / ISO 22196)



Compact laminate with black core

Thanks to their high quality construction, compact laminates with a black core are suitable for use in high stress areas. They are referred to in standards as type CGS or ACS (pearlescent version).


Application areas: Wall claddings, booths, dividers, worktops in offices, kitchens and hospital furnishings, etc.



Compact laminate Flammex CE

The Flammex compact laminate is similar in appearance to the compact laminate with black core. However, it is characterised by a significantly improved fire behaviour and is classified as B-s2, d0 according to EN 13501-1. Flammex compact laminates are flame-retardant, smoulder moderately, and do not drip. With reduced ventilation and flame-retardant or non-flammable substructure, the Flammex CE compact laminate may even be classified and used as B-s1, d0. They are referred to in standards as CGF or ACF (pearlescent version).

Application areas: Wall protection and ceiling cladding in buildings or areas with higher requirements in terms of fire behaviour



Compact laminate with coloured core

The compact laminate with coloured core has multiple layers made of melamine resin film impregnated core papers and its function is identical to the compact laminate with black core. In addition to these characteristics, the coloured core highlights the design of the furniture in the edge area. They are referred to in standards as type BCS.

Application areas: Worktops, office desks, bathroom furniture, shop design

Product variants

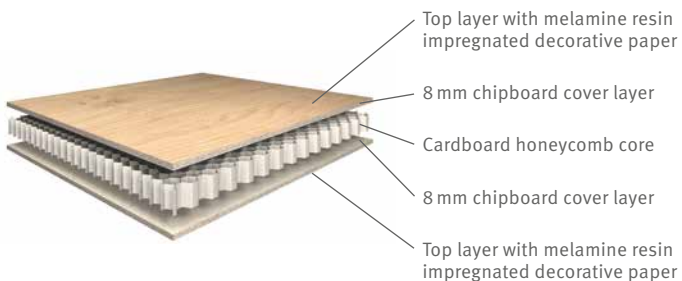
Type	Thicknesses (mm)	Format (mm)	Information
Compact laminate with black core	3/4/5/6/8/ 10/12/13	2,790 × 2,060 5,600 × 2,060	Fire classification D-s2, d0 Type CGS
Compact laminate with black core and Feelwood ST37 texture	8/13	2,790 × 2,060	Fire classification D-s2, d0 Type CGS quickly available
Compact laminate with black core and pearlescent decor	3/4/5/6/8/ 10/12/13	2,790 × 2,060 5,600 × 2,060	Fire classification D-s2, d0 Type ACS Only decorative on one side
Compact laminate Flammex CE with black core	6/8/10	2,790 × 2,060 5,600 × 2,060	Fire classification B-s2, d0 / B-s1, d0 Type CGF
Compact laminate Flammex CE with black core and pearlescent decor	6/8/10	2,790 × 2,060 5,600 × 2,060	Fire classification B-s2, d0 / B-s1, d0 Type ACF Only decorative on one side
Compact laminate with coloured core	6/8/10/13	2,790 × 2,060	Fire classification D-s2, d0 Type BCS quickly available

Eurolight Lightweight Boards



The EGGER Eurolight Lightweight Board is a composite board with strong surface layers made from 8 mm wood-based panels that encase a light, yet robust, hexagonal cardboard honeycomb core. Despite its low weight, it has excellent stability.

Product structure



All melamine resin-coated decors of the EGGER Decorative Collection are available with the core material Eurolight.



-7.86 kg CO₂/m²



10 % recycled material
42 % by-products from the sawmill industry
48 % fresh resources



82 % material from renewable resources
18 % material from fossil resources

Product variants

Type	Thicknesses (mm)	Format (mm)
Eurolight Raw	38 and 50	2,800 × 2,070
Eurolight Decor	38 and 50	2,800 × 2,070

Application areas:

Furniture and interior design for cladding, tabletops, shelves, room dividers, sliding and interior doors

Eurolight lightweight boards open up new opportunities:

- Design of furniture with solid appearance and low weight requirements
- Electronic components such as USB connectors, sound and lighting systems, sockets or speakers find a place in the honeycomb core

Technical details

- Processing of Eurolight lightweight boards with standard tools
- Edging possible without additional support edge or frame
- Max. permissible contact pressure for cutting and edging: 0.15 N/mm² (1.5 kg/cm²)

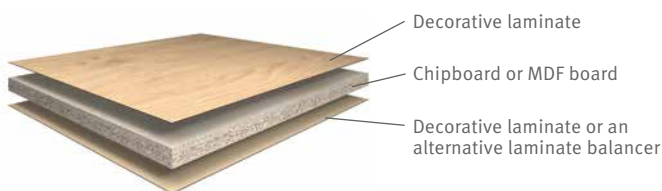


Laminate bonded boards



Laminate bonded boards are composite elements consisting of rawboards, MDF or other core materials that are coated with decorative laminate. A wide range of coreboard and laminate options are available in varying dimensions. The coating of the coreboards on the front and back depends on the later use and / or the customer specifications. An identical laminate is usually used on both sides.

Product structure



23% recycled material
27% by-products from the sawmill industry
49% fresh resources



80% material from renewable resources
20% material from fossil resources

Product variants, resulting from the coreboard and the laminate options, are virtually unlimited. The production of laminated bonded boards uses laminates from stock in the nominal thickness of 0.80 mm. The laminates define the dimensions of the bonded boards. We distinguish between 2,800 × 1,310 mm and 2,790 × 1,010 mm for Feelwood XL laminates. The coreboard offer includes the following standards:

Type	Thicknesses (mm)	Format (mm)
Chipboard E1E05 TSCA P2 CE	8/10/12/16/18/ 19/22/25/28/38	2,800 × 1,310 2,790 × 1,010
Chipboard E1E05 TSCA Hydro P3 CE	16/19/25	2,800 × 1,310 2,790 × 1,010
MDF E1E05 TSCA ST CE	8/10/12/16/18/ 19/22/25/28	2,800 × 1,310 2,790 × 1,010

Characteristics

- Wear, impact and scratch-resistant
- Lightfast and food safe
- Hygienic
- Easy to clean
- Resistant to stains
- Heat-resistant
- Multi-purpose applications





Laminate bonded boards

Application areas

Due to their functionality, laminate bonded boards are used in many areas, such as furniture and trade fair construction, shopfitting, in interior design, kitchen, office and bathroom furniture. This versatile product is suitable for horizontal work surfaces, but can also be used for vertical surfaces such as furniture frontals or wall coverings.

For laminate textures: **HG** – *HighGloss* and **PT** – *PerfectSense Topmatt*, the laminate surfaces are delivered with protective film as standard. During the processing of the laminate bonded boards, the film remains on the surface to avoid contamination and damage.

Thanks to their resistant, hygienic and dense laminate surface, laminate bonded boards do not require special care. Care instructions in the laminate section on page 35 should be observed during daily use.

Laminate bonded board Flammex E1E05 P2 CE

The EGGER Decorative Collection offers selected decors in flame-retardant laminate bonded boards. Compared to standard laminate bonded boards, the Flammex laminate bonded board is characterised by a significantly improved fire behaviour. It is classified according to EN 13501-1 as B-s2, d0, i.e. it is difficult to ignite, smoulders moderately, and does not drip.

Format (mm)	Core board	Lamination	Delivery statement
2,800 × 1,310 × 18	Chipboard Flammex E1E05 P2 CE	Laminate Flammex – 0.60 mm	selected decors quickly available from 1 pc
2,800 × 1,310 × 12/16/25			with delivery time from 35 pcs.

Application areas

Wall protection and ceiling cladding in buildings or areas with higher requirements in terms of fire behaviour.

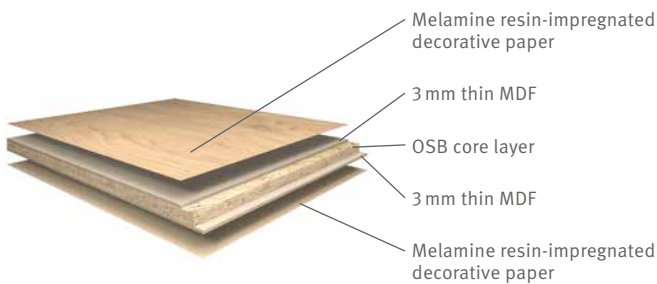


OSB Combiline



The OSB Combiline is a high-strength coatable composite element with a core layer of OSB and a double-sided top layer made of thin MDF. It combines the excellent bending strength of the EGGER OSB board with the suitability for coating and lacquering of an MDF board.

Product structure



All melamine resin-coated decors of the EGGER Decorative Collection are available with the core material OSB Combiline.



31% by-products from the sawmill industry
69% fresh resources



91% material from renewable resources
9% material from fossil resources

Product variants

Type	Thicknesses (mm)	Sizes (mm)	Information
Combiline Raw	19/22/25	2,800 × 2,070	quickly available
Combiline Decor	19/22/25	2,800 × 2,070	with delivery time
Combiline W980 SM	19/22/25	2,800 × 2,070	quickly available

Application areas:

It is well suited for use in furniture and interior design applications subject to high bending stress

- For example, trade fair and stage construction
- Shelves with large span widths (wall shelves, book shelves)
- Partition walls
- Shop fitting and interior design
- Furniture components with high hardware mounting requirements

Technical details:

- Capable of high loading
- High bending strength
- The high screw pull-out strength of the material guarantees optimal hold up to the margin area of the board
- Homogeneous material, without knots or holes, guarantees easy processing
- Formaldehyde-free, bonded OSB core layer: enables use even for projects with higher emission requirements
- Individual surface design possible by means of coating, veneering, painting or milling



www.egger.com

Bulgaria

EGGER Bulgaria

T +359 24 96 20 20

info-bg@egger.com

Croatia

EGGER HR / BA

T +385 42 302 161

info-hr@egger.com

CZ / SK

EGGER CZ s.r.o.

T +420 495 531 531

info-cz@egger.com

Greece

NC Arbor Timber Products

T +30 210 800 2145

info-gr@egger.com

Hungary

EGGER Hungary

T +36 30 6700233

info-hu@egger.com

Lithuania

EGGER Baltic UAB

T +370 5219 00 03

sc.baltics@egger.com

Poland

EGGER Poland

T +48 61 650 36 01

info-pl@egger.com

Romania

EGGER Romania

T +40 372 438 000

info-ro@egger.com

Serbia

EGGER RS / ME / MK / XK

T +381 62 283842

info-rs@egger.com

Slovenia

EGGER Slovenia

T +386 40 301619

info-si@egger.com

Turkey

EGGER Dekor A.Ş.

T +90 262 648 45 00

info-tr@egger.com

Ukraine

EGGER Ukraine

T +38 044 577 16 77

info-ua@egger.com

FRITZ EGGER GmbH & Co. OG

Holzwerkstoffe

Weiberndorf 20

AT-6380 St. Johann in Tirol

T +43 50 600 - 10159

info-sjo@egger.com

SC EGGER România SRL

Str. Austriei 2

PO Box 38

RO-725400 Rădăuți, jud. Suceava

T +40 372 4 - 38000

info-rau@egger.com

FRITZ EGGER GmbH & Co. OG

Holzwerkstoffe

Tiroler Straße 16

AT-3105 Unterradlberg

T +43 50 600 - 12217

info-urb@egger.com

EGGER Biskupiec sp. z o. o.

Biskupiec-Kolonia Druga

ul. św. Józefa 1

PL-11-300 Biskupiec

T +48 89 332 81 03

info-bis@egger.com